


BRYK

CATALOGUE
OF TOOLING SOLUTIONS



INTRODUCTION	4
I. PANEL PROCESSING	5
TECHNICAL SECTION	6
SHREDDERS	10
JOINTING CUTTERS	22
CUTTERS FOR EDGE MACHINING	39
POSTFORMING	45
CUTTERS FOR GROOVES	29
II. PLANING AND PROFILING	46
PLANER HEADS	47
PROFILE CUTTERS	53
III. ROUTING	57
TECHNICAL SECTION	58
MANDREL TOOLS	60
IV. DRILLING	88
TECHNICAL SECTION	90
DRILLS	91
V. SAWING	111
TECHNICAL SECTION	112
VI. CLAMPING SYSTEMS AND ACCESSORIES	126
TECHNICAL SECTION	127
CNC HOLDERS	128
CLAMPING SYSTEMS	136
HOLDERS FOR SAWS	143
DRILL HOLDERS	144
LIST OF PRODUCTS	146
EXPLANATION OF PICTOGRAMS AND ABBREVIATIONS	149

INTRODUCTION

Dear Customer,

We give you a new catalog of our tooling solutions. In its preparation, we relied on the experience in the production and servicing of tools, which we have gained since 2000. As a result of the involvement of our customers and the information they provide, we believe that the assortment presented in this material will enable you to choose the solutions that guarantee optimal use of your manufacturing capabilities.

Our mission, and simultaneously the direction in which we are heading, is optimizing the manufacturing processes by provision of comprehensive tooling solutions that guarantee the safety and the highest quality for our partners, and we implement the assumed mission with means of the customer-oriented dialogue. As a result of consequence in action, we create efficient and durable diamond tools as well as tools made of sintered carbide, which are successfully used in the furniture industry, as well as in the aviation and automotive industries.

We achieve remarkable results and operate successfully on several markets, constantly expanding the group of our clients, while remaining a company with 100% Polish capital. It results from the environment of passionate people, who primarily create solutions when making new tools and with continuous improvements, instead of the repetitive production processes.

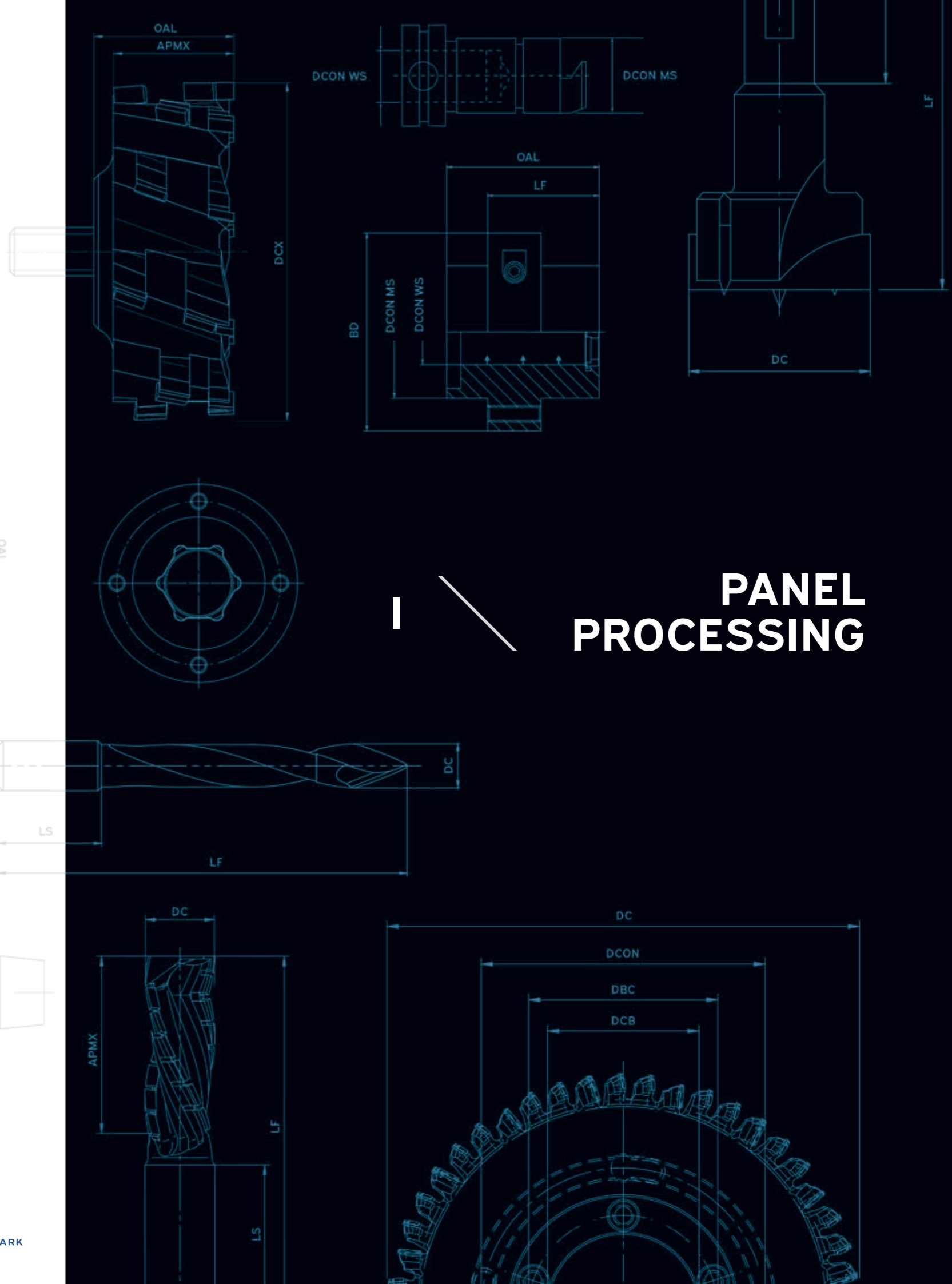
We are constantly developing our products and methods of operation, as well as we are looking for new solutions that will help others do what they do best with means of our products. We create diversity, innovations and quality in the offered products.

You may familiarize yourself with our solutions and choose the ones that are the best for your business operation.

TEAM

BRYK

B LEAVE A PRECISE MARK



PANEL PROCESSING

TECHNICAL SECTION SHREDDERS

Description:



The shredding heads are designed to even out the side surface of the board, including the excess of veneer and to crush it into smaller particles, in order to allow its unobstructed removal to the chip extraction system.

Machinery:

Single and double-sided machine tools.

Application:

The shredding heads can operate in two systems:



> **shredder/shredder** - in this case two concurrently operating heads are implemented, each of which collects about half of the excessive material. In this case, it is necessary to use a head adapted to the right and left revolutions of the machine.

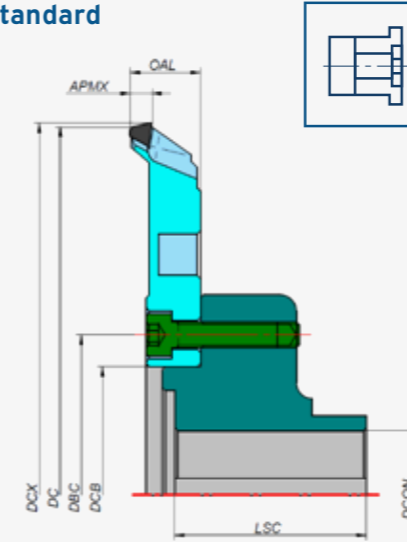
> **shredder/undercutter** - in such a system, practically the entire excessive material is collected by one head, which cooperates with the undercutter positioned at the bottom with the purpose of cutting the veneer, thus eliminating its tearing off in the lower part of the board.

Fixing:

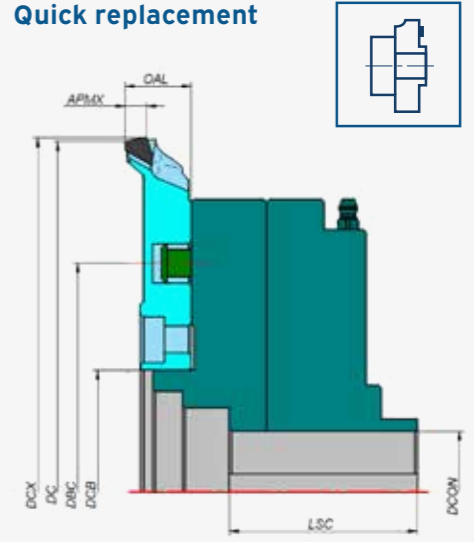
The shredders are mounted on the spindle of the machine with special holders. Depending on the needs, holder types are as follows:



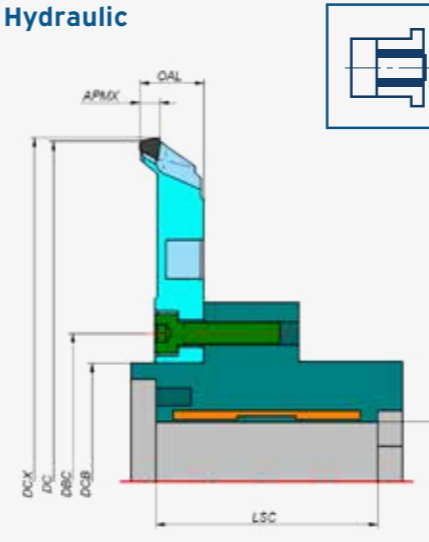
Standard



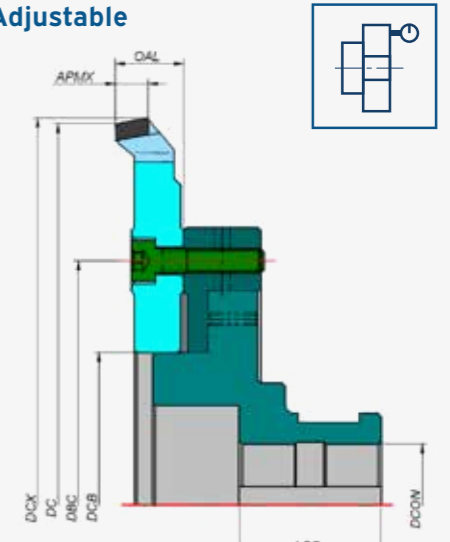
Quick replacement



Hydraulic

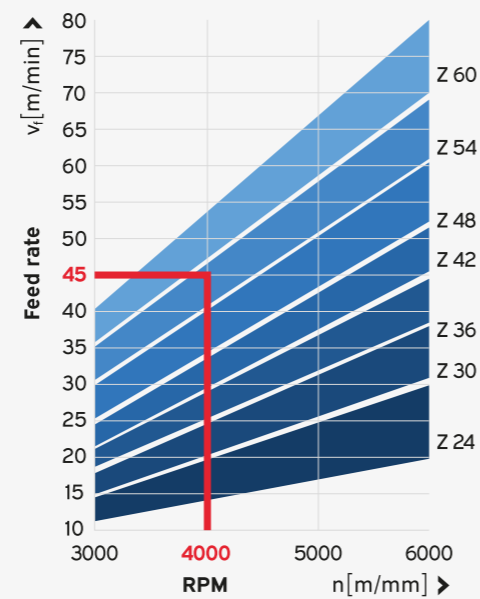


Adjustable



Technical information:

Depending on the processed material, the veneer applied, the size of the excessive material as well as the desired quality or efficiency, the following ranges of feeds are used:



TECHNICAL SECTION JOINTING CUTTERS


Description:

Arbor cutters are designed to even out the surfaces after cutting, and to smooth them at time of formatting. These cutters can operate counter-currently and concurrently (anti-tearing cutters). They are available in diameters from Ø60 to Ø200 mm.

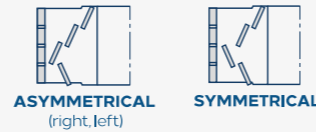
Cutters with diameters up to Ø125 mm usually operate on one-sided edgebanders and are used to even out the surface after cutting. The allowance for this operation is up to 15 mm.

Cutters with a diameter of Ø180, Ø200 mm operate on veneering lines on both the first and the second member. These tools operate with formatting heads and are used to smooth the surface after formatting.

The allowance for smoothing is up to 2 mm.



When it comes to the arrangement of teeth, tool alignment is divided into:



> **Asymmetrical** - one tooth is cutting from the bottom of the tool and contributes to good quality of the cutting at the lower edge, and the remaining blades are arranged opposite to the cutting tooth and ensure proper quality on the upper edge of the workpiece. Cutters of this type are set on the machine once and when the height of the processed material is changed there is no need to adjust them. Tools with such a teeth arrangement have right or left direction of rotation.



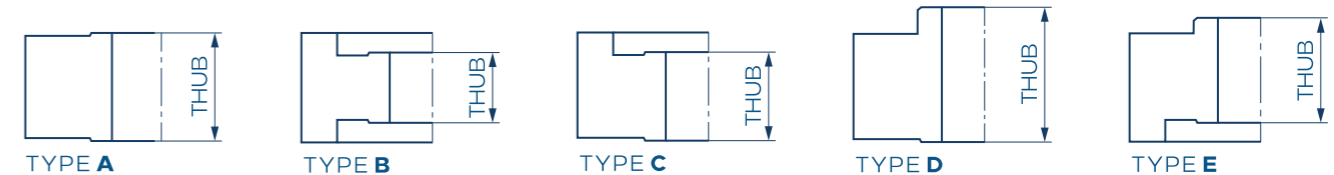
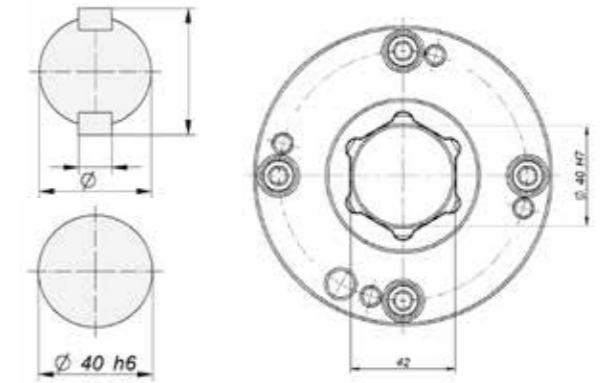
> **Symmetrical** - these tools are characterized by a symmetrical arrangement of the blades, cutters of this type must be positioned symmetrically to the thickness of the processed material, which means that its center must coincide with the center position in the thickness of the workpiece and when changing the height of the plate, the tool must be adjusted. Cutters of this type are universal and can be installed as right or left tool.

In terms of the structure of their body, they are divided into:

> **Solid** - solid body of the tool allows for many fixing solutions.


> **Foldable** - body composed of several elements mounted on the machine spindle. They are characterized by the extended service life in relation to solid tools, when they are properly used. These cutters cannot be used in all mounting options.

Depending on the needs, the tools are available with various mounting options, thus there is a possibility of homing connections (from A to E), as well as with means of mounting holes (from Ø16 to Ø80) for smooth holes and holes with keys, according to the PN-M-85005 standard. You may also mount the tools on a hydraulic chuck with a hexagonal seat (Hydro60).




Veneering, edge processing

Tools intended for finishing the glued edge. They are characterized by a constant reference diameter DC and a constant distance from the LU base. Cutters equipped with HSK25R and HSK32 adapters can be mounted on fixed and movable units. They profile the edge in various variants of radii and chamfers.



POSTforming

Tools intended for additional operations after formatting, coating the places such as recesses for decorative strips and handles, as well as grooving.



Profiling

The tools used for profiling the boards are available in various diameters and holder types adapted to individual orders. Cutters are used on one, two and four-sided machine tools. These tools work counter-currently, in order to maintain the best quality.





FORMATECH FINISH

Description:

High-performance shredder with very good chip evacuation.

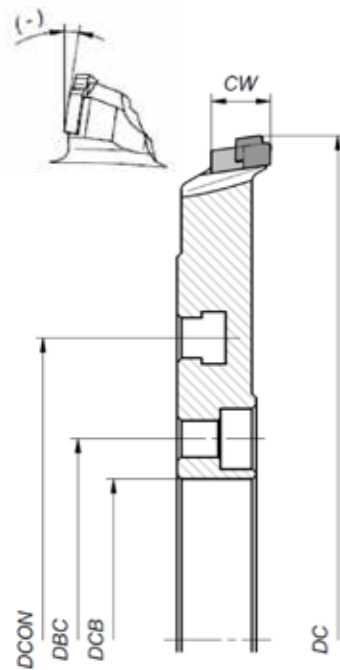
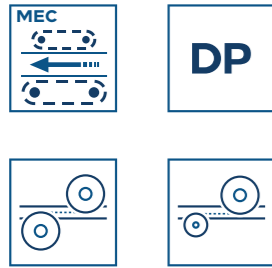
Application:

Used in the formatting of wood-based boards coated with paper, melamine, Hpl, foil and veneered.

Information:

FormatechFinish stands for high quality of the processing, very good chip evacuation and an extended service life, thanks to the optimized tooth shape. A tool for multiple sharpening. It operates in the shredder/shredder and undercutter / shredder system. Cutting forces are divided, from roughing to finishing operations. For processing of the boards from 8 mm.

*Can be expanded to CW = 12.5mm



DCB 60 mm mounting hole



DC	CW*	DCB	DBC	DCON	ZEFP	INDICATION	
230	8,5	60	100	130	36	GF012303660P	GF012303660L
230	8,5	60	100	130	42	GF012304260P	GF012304260L
230	8,5	60	100	130	48	GF012304860P	GF012304860L

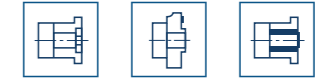
DCB 60 mm mounting hole



DC	CW	DCB	DBC	DCON	ZEFP	INDICATION	
250	8,5	60	100	130	36	GF012503660P	GF012503660L
250	8,5	60	100	130	42	GF012504260P	GF012504260L
250	8,5	60	100	130	48	GF012504860P	GF012504860L

*Can be expanded to CW = 12.5mm

DCB 80 mm mounting hole



DC	CW*	DCB	DBC	DCON	ZEFP	INDICATION	
230	8,5	80	100	150	36	GF012303680P	GF012303680L
230	8,5	80	100	150	42	GF012304280P	GF012304280L
230	8,5	80	100	150	48	GF012304880P	GF012304880L

DCB 80 mm mounting hole



DC	CW	DCB	DBC	DCON	ZEFP	INDICATION	
250	8,5	80	100	150	36	GF012503680P	GF012503680L
250	8,5	80	100	150	42	GF012504280P	GF012504280L
250	8,5	80	100	150	48	GF012504880P	GF012504880L

DCB 100 mm mounting hole



DC	CW*	DCB	DBC	DCON	ZEFP	INDICATION	
230	8,5	100	160		36	GF012303600P	GF012303600L
230	8,5	100	160		42	GF012304200P	GF012304200L
230	8,5	100	160		48	GF012304800P	GF012304800L

DCB 100 mm mounting hole



DC	CW	DCB	DBC	DCON	ZEFP	INDICATION	
250	8,5	100	160		36	GF012503600P	GF012503600L
250	8,5	100	160		42	GF012504200P	GF012504200L
250	8,5	100	160		48	GF012504800P	GF012504800L



FORMATECH FINISH LITE

Description:

High-performance shredder with very good chip evacuation.

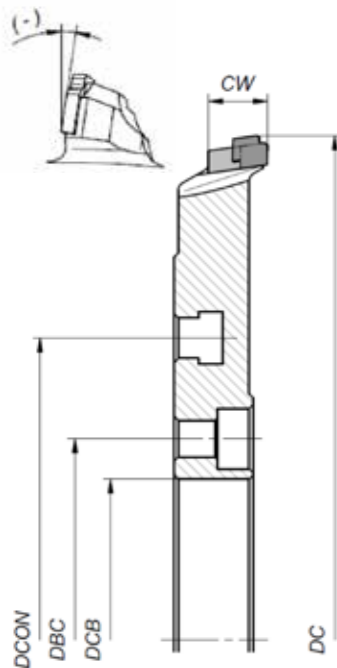
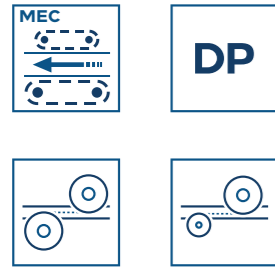
Application:

Used in the formatting of wood-based boards coated with paper, melamine, Hpl, foil and veneered.

Information:

FormatechFinish stands for high quality of the processing, very good chip evacuation and an extended service life, thanks to the optimized tooth shape. A tool for multiple sharpening. It operates in the shredder/shredder and undercutter / shredder system. Cutting forces are divided, from roughing to finishing operations. For processing of the boards from 8 mm.

*Can be expanded to CW = 12.5mm



DCB 60 mm mounting hole



DC	CW*	DCB	DBC	DCON	ZEFP	INDICATION	
230	8,5	60	100	130	36	GF01A2303660P	GF01A2303660L
230	8,5	60	100	130	42	GF01A2304260P	GF01A2304260L
230	8,5	60	100	130	48	GF01A2304860P	GF01A2304860L

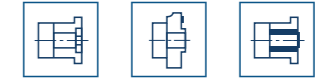
DCB 60 mm mounting hole



DC	CW	DCB	DBC	DCON	ZEFP	INDICATION	
250	8,5	60	100	130	36	GF01A2503660P	GF01A2503660L
250	8,5	60	100	130	42	GF01A2504260P	GF01A2504260L
250	8,5	60	100	130	48	GF01A2504860P	GF01A2504860L

*Can be expanded to CW = 12.5mm

DCB 80 mm mounting hole



DC	CW*	DCB	DBC	DCON	ZEFP	INDICATION	
230	8,5	80	100	150	36	GF01A2303680P	GF01A2303680L
230	8,5	80	100	150	42	GF01A2304280P	GF01A2304280L
230	8,5	80	100	150	48	GF01A2304880P	GF01A2304880L

DCB 80 mm mounting hole



DC	CW	DCB	DBC	DCON	ZEFP	INDICATION	
250	8,5	80	100	150	36	GF01A2503680P	GF01A2503680L
250	8,5	80	100	150	42	GF01A2504280P	GF01A2504280L
250	8,5	80	100	150	48	GF01A2504880P	GF01A2504880L

DCB 100 mm mounting hole



DC	CW*	DCB	DBC	DCON	ZEFP	INDICATION	
230	8,5	100	160		36	GF01A2303600P	GF01A2303600L
230	8,5	100	160		42	GF01A2304200P	GF01A2304200L
230	8,5	100	160		48	GF01A2304800P	GF01A2304800L

DCB 100 mm mounting hole



DC	CW	DCB	DBC	DCON	ZEFP	INDICATION	
250	8,5	100	160		36	GF01A2503600P	GF01A2503600L
250	8,5	100	160		42	GF01A2504200P	GF01A2504200L
250	8,5	100	160		48	GF01A2504800P	GF01A2504800L



MULTIFLOW PRO

Description:

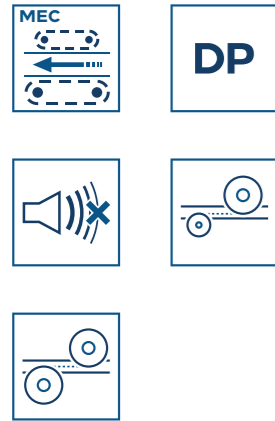
Silent shredder with exceptional chip evacuation.

Application:

Formatting of wood-based boards coated with paper, melamine, Hpl, foil and veneer.

Information:

MultiflowPro means high stability provided by the tooth with an increasing bevel, it has very good shredding properties and the best chip evacuation, therefore it supports poor extraction systems. A constant blade height after maintenance is obtained, and noise is reduced, multiple sharpening is possible, as well as high cleanliness of the cutting zone. The best machining results are obtained with an allowance of 3mm. It is intended mainly for operation in a shredder/shredder system. For processing of the boards from 6 mm.

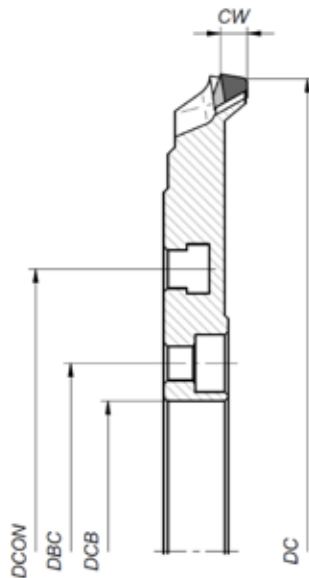


DCB 60 mm mounting hole

DC	CW	DCB	DBC	DCON	ZEFP	INDICATION	
230	11	60	100	130	36	GF062303660P	GF062303660L
230	11	60	100	130	42	GF062304260P	GF062304260L

DCB 60 mm mounting hole

DC	CW	DCB	DBC	DCON	ZEFP	INDICATION	
250	11	60	100	130	36	GF062503660P	GF062503660L
250	11	60	100	130	42	GF062504260P	GF062504260L
250	11	60	100	130	48	GF062504860P	GF062504860L



DCB 80 mm mounting hole

DC	CW	DCB	DBC	DCON	ZEFP	INDICATION	
230	11	80	100	130	36	GF062303680P	GF062303680L
230	11	80	100	130	42	GF062304280P	GF062304280L

DCB 80 mm mounting hole

DC	CW	DCB	DBC	DCON	ZEFP	INDICATION	
250	11	80	100	150	36	GF062503680P	GF062503680L
250	11	80	100	150	42	GF062504280P	GF062504280L
250	11	80	100	150	48	GF062504880P	GF062504880L

DCB 100 mm mounting hole

DC	CW	DCB	DBC	DCON	ZEFP	INDICATION	
230	11	100	160		36	GF062303600P	GF062303600L
230	11	100	160		42	GF062304200P	GF062304200L

DCB 100 mm mounting hole

DC	CW	DCB	DBC	DCON	ZEFP	INDICATION	
250	11	100	160		36	GF062503600P	GF062503600L
250	11	100	160		42	GF062504200P	GF062504200L
250	11	100	160		48	GF062504800P	GF062504800L



SOLUTIONTECH

Description:

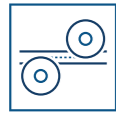
A shredder ensuring a very good quality of the processed surface while maintaining long service life with good chip evacuation.

Application:

Formatting of wood-based boards coated with paper, melamine, Hpl, foil and veneer.

Information:

SolutionTech ensures high quality of processing and extended service life, thanks to the optimized shape of the tooth. Tools for multiple sharpening. The best machining results are achieved with allowances not exceeding 3mm. It is intended mainly to work in a shredder/shredder system. For processing of the boards from 12 mm.



DCB 60 mm mounting hole

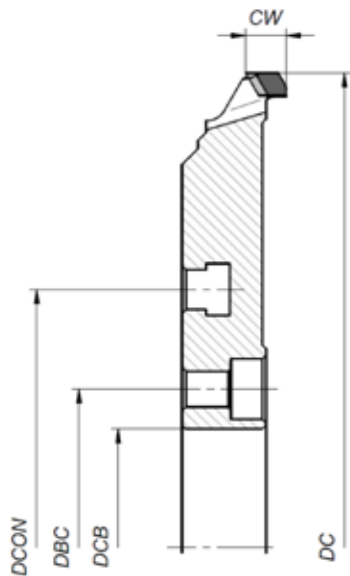


DC	CW	DCB	DBC	DCON	ZEFP	INDICATION	
230	10	60	100	130	36	GF042303660P	GF042303660L
230	10	60	100	130	42	GF042304260P	GF042304260L
230	10	60	100	130	48	GF042304860P	GF042304860L

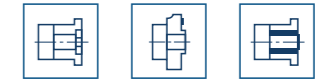
DCB 60 mm mounting hole



DC	CW	DCB	DBC	DCON	ZEFP	INDICATION	
250	10	60	100	130	36	GF042503660P	GF042503660L
250	10	60	100	130	42	GF042504260P	GF042504260L
250	10	60	100	130	48	GF042504860P	GF042504860L



DCB 80 mm mounting hole



DC	CW	DCB	DBC	DCON	ZEFP	INDICATION	
230	10	80	100	150	36	GF042303680P	GF042303680L
230	10	80	100	150	42	GF042304280P	GF042304280L
230	10	80	100	150	48	GF042304880P	GF042304880L

DCB 80 mm mounting hole



DC	CW	DCB	DBC	DCON	ZEFP	INDICATION	
250	10	80	100	150	36	GF042503680P	GF042503680L
250	10	80	100	150	42	GF042504280P	GF042504280L
250	10	80	100	150	48	GF042504880P	GF042504880L

DCB 100 mm mounting hole



DC	CW	DCB	DBC	DCON	ZEFP	INDICATION	
230	10	100	160		36	GF042303600P	GF042303600L
230	10	100	160		42	GF042304200P	GF042304200L
230	10	100	160		48	GF042304800P	GF042304800L

DCB 100 mm mounting hole



DC	CW	DCB	DBC	DCON	ZEFP	INDICATION	
250	10	100	160		36	GF042503600P	GF042503600L
250	10	100	160		42	GF042504200P	GF042504200L
250	10	100	160		48	GF042504800P	GF042504800L

FORMAT ST203

Description:

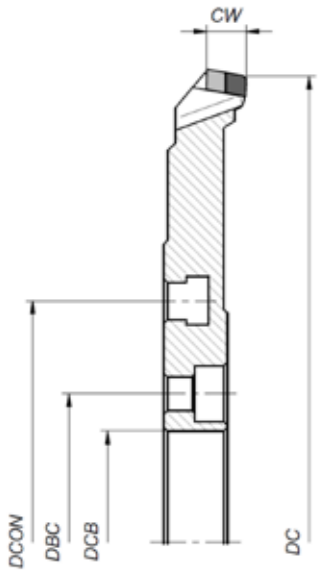
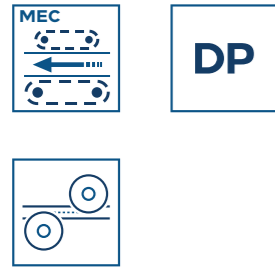
Standard shredder with a wide range of applications, recommended mainly for processing the boards with large and uneven allowance of veneers (foil, paper).

Application:

Formatting of wood-based boards coated with paper, melamine, Hpl, foil and veneer.

Information:

The ST203 format is characterized by high stability provided by the tooth with an increasing bevel, very good shredding properties and good chip evacuation. Tool for multiple sharpening. It is recommended when processing the materials with a large allowance of loose veneers. For processing of the boards from 6 mm.



DCB 60 mm mounting hole



DC	CW	DCB	DBC	DCON	ZEFP	INDICATION	
230	11	60	100	130	36	GF032303660P	GF032303660L
230	11	60	100	130	42	GF032304260P	GF032304260L
230	11	60	100	130	48	GF032304860P	GF032304860L

DCB 60 mm mounting hole



DC	CW	DCB	DBC	DCON	ZEFP	INDICATION	
250	11	60	100	130	36	GF032503660P	GF032503660L
250	11	60	100	130	42	GF032504260P	GF032504260L
250	11	60	100	130	48	GF032504860P	GF032504860L
250	11	60	100	130	54	GF032505460P	GF032505460L
250	11	60	100	130	60	GF032506060P	GF032506060L

DCB 80 mm mounting hole



DC	CW	DCB	DBC	DCON	ZEFP	INDICATION	
230	11	80	100	150	36	GF032303680P	GF032303680L
230	11	80	100	150	42	GF032304280P	GF032304280L
230	11	80	100	150	48	GF032304880P	GF032304880L

DCB 80 mm mounting hole



DC	CW	DCB	DBC	DCON	ZEFP	INDICATION	
250	11	80	100	150	36	GF032503680P	GF032503680L
250	11	80	100	150	42	GF032504280P	GF032504280L
250	11	80	100	150	48	GF032504880P	GF032504880L
250	11	80	100	150	54	GF032505480P	GF032505480L
250	11	80	100	150	60	GF032506060P	GF032506060L

DCB 100 mm mounting hole



DC	CW	DCB	DBC	DCON	ZEFP	INDICATION	
230	11	100	160		36	GF032303600P	GF032303600L
230	11	100	160		42	GF032304200P	GF032304200L
230	11	100	160		48	GF032304800P	GF032304800L

DCB 100 mm mounting hole



DC	CW	DCB	DBC	DCON	ZEFP	INDICATION	
250	11	100	160		36	GF032503600P	GF032503600L
250	11	100	160		42	GF032504200P	GF032504200L
250	11	100	160		48	GF032504800P	GF032504800L
250	11	100	160		54	GF032505400P	GF032505400L
250	11	100	160		60	GF032506000P	GF032506000L

FORMAT ST202

Description:

Standard shredder with a wide range of applications, recommended mainly for processing chipboards with a small allowance.

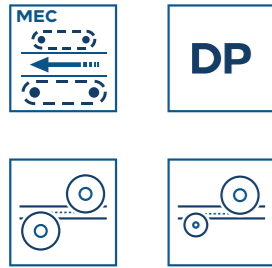
Application:

Formatting of wood-based boards coated with paper, melamine, Hpl, foil and veneer.

Information:

The ST202 format means high cutting capacity guaranteed by the tooth with a reduced bevel and good chip evacuation. Tool for multiple sharpening. It operates in a shredder/shredder and undercutter/shredder system. For processing of the boards from 8mm.

*Can be expanded to CW = 12.5mm

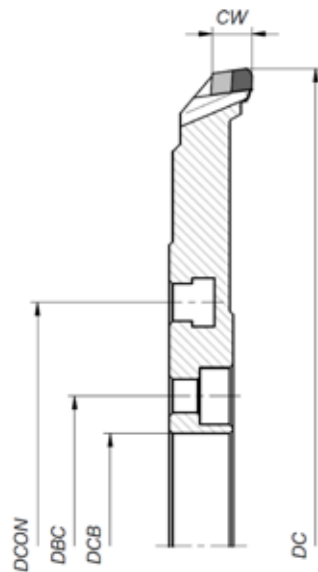


DCB 60 mm mounting hole

DC	CW*	DCB	DBC	DCON	ZEFP	INDICATION	
230	8,5	60	100	130	36	GF022303660P	GF022303660L
230	8,5	60	100	130	42	GF022304260P	GF022304260L
230	8,5	60	100	130	48	GF022304860P	GF022304860L
230	8,5	60	100	130	54	GF022305460P	GF022305460L

DCB 60 mm mounting hole

DC	CW*	DCB	DBC	DCON	ZEFP	INDICATION	
250	8,5	60	100	130	36	GF022503660P	GF022503660L
250	8,5	60	100	130	42	GF022504260P	GF022504260L
250	8,5	60	100	130	48	GF022504860P	GF022504860L
250	8,5	60	100	130	54	GF022505460P	GF022505460L
250	8,5	60	100	130	60	GF022506060P	GF022506060L



*Can be expanded to CW = 12.5mm

DCB 80 mm mounting hole



DC	CW*	DCB	DBC	DCON	ZEFP	INDICATION	
230	8,5	80	100	150	36	GF022303680P	GF022303680L
230	8,5	80	100	150	42	GF022304280P	GF022304280L
230	8,5	80	100	150	48	GF022304880P	GF022304880L
230	8,5	80	100	150	54	GF022305480P	GF022305480L

DCB 80 mm mounting hole



DC	CW*	DCB	DBC	DCON	ZEFP	INDICATION	
250	8,5	80	100	150	36	GF022503680P	GF022503680L
250	8,5	80	100	150	42	GF022504280P	GF022504280L
250	8,5	80	100	150	48	GF022504880P	GF022504880L
250	8,5	80	100	150	54	GF022505480P	GF022505480L
250	8,5	80	100	150	60	GF022506080P	GF022506080L

DCB 100 mm mounting hole



DC	CW*	DCB	DBC	DCON	ZEFP	INDICATION	
230	8,5	100	160		36	GF022303600P	GF022303600L
230	8,5	100	160		42	GF022304200P	GF022304200L
230	8,5	100	160		48	GF022304800P	GF022304800L
230	8,5	100	160		54	GF022305400P	GF022305400L

DCB 100 mm mounting hole



DC	CW*	DCB	DBC	DCON	ZEFP	INDICATION	
250	8,5	100	160		36	GF022503600P	GF022503600L
250	8,5	100	160		42	GF022504200P	GF022504200L
250	8,5	100	160		48	GF022504800P	GF022504800L
250	8,5	100	160		54	GF022505400P	GF022505400L
250	8,5	100	160		60	GF022506000P	GF022506000L

Description:

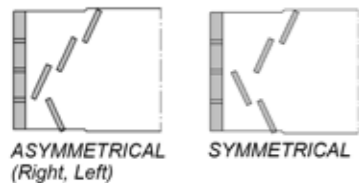
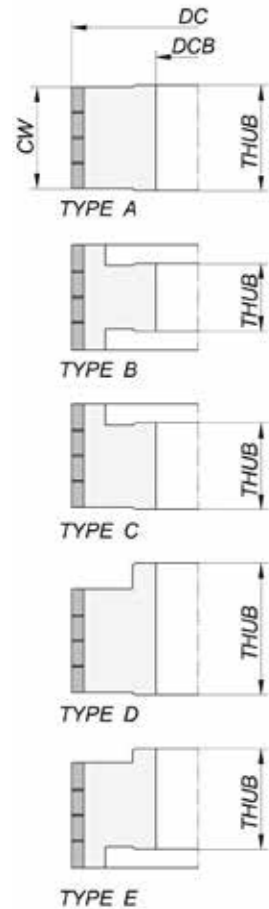

Jointing Cutters symmetrical/asymmetrical 45 degrees.

Application:

Rebating and jointing of wood-based panels coated before panel processing. Smoothing of edges before panel processing. Used on single- and double-sided edgebanders. Applied together with hogsers on lines with high feed speeds.

Information:

Very good processing quality with high tool durability. The cutter can be re-sharpened multiple times. The PKD insert with a height of 4.6 mm allows for at least 8 sharpenings. Good chip removal.



DC	CW	DCB	THUB	ZFP	TYPE	ID RH	ID LH	ID	HDP
60	47	25	50	3	A	NWS2K 06015125AP	NWS2K 06015125AL	-	3
60	47	25	66,6	3	D	NWS2K 06015125AP+D*	NWS2K 06015125AL+D*	-	3
70	47	20	50	3	A	NWS2K 07021120AP	NWS2K 07021120AL	-	3,5
70	47	20	66,6	3	D	NWS2K 07021120AP+D*	NWS2K 07021120AL+D*	-	3,5
70	47	25	50	3	A	NWS2K 07021125AP	NWS2K 07021125AL	-	3,5
70	47	25	66,6	3	D	NWS2K 07021125AP+D*	NWS2K 07021125AL+D*	-	3,5
80	47	25	66,6	3	D	NWS2K 08015125DP	NWS2K 08015125DL	-	3,5
80	65	25	66,6	3	A	NWS2K 08021125AP	NWS2K 08021125AL	-	3,5
100	34	30	38	4	A	NWS2K 10016230AP	NWS2K 10016230AL	-	4,6
100	34	30	41	4	A	-	-	NWS2K 10016130AS	4,6
100	43	30	41	4	B	NWS2K 10020130BP	NWS2K 10020130BL	-	4,6
100	43	30	41	4	B	-	-	NWS2K 10024130BS	4,6
100	43	30	61	4	D	NWS2K 10020130DP	NWS2K 10020130DL	-	4,6
100	43	30	41	4	C	NWS2K 10020130CP	NWS2K 10020130CL	-	4,6
100	48	30	41	4	C	NWS2K 10024130CP	NWS2K 10024130CL	-	4,6
100	48	30	41	4	B	NWS2K 10024130BP	NWS2K 10024130BL	-	4,6
100	48	30	25	4	B	NWS2K 10024230BP	NWS2K 10024230BL	-	4,6
100	64	30	75	4	D	-	-	NWS2K 10032330DS	4,6
100	64	30	41	4	C	NWS2K 10032130CP	NWS2K 10032130CL	-	4,6
100	64	30	26	4	B	NWS2K 10032130BP	NWS2K 10032130BL	-	4,6
100	64	30	41	4	B	NWS2K 10032230BP	NWS2K 10032230BL	-	4,6
125	34	30	38	4	A	NWS2K 12516130AP	NWS2K 12516130AL	-	4,6
125	34	30	41	4	A	-	-	NWS2K 12516230AS	4,6
125	43	30	41	4	B	NWS2K 12520130BP	NWS2K 12520130BL	-	4,6
125	43	30	41	4	B	-	-	NWS2K 12524130BS	4,6
125	43	30	49	4	A	NWS2K 12520130AP	NWS2K 12520130AL	-	4,6
125	43	30	41	4	C	NWS2K 12520130CP	NWS2K 12520130CL	-	4,6
125	48	30	49	4	A	NWS2K 12524130AP	NWS2K 12524130AL	-	4,6
125	48	30	41	4	B	NWS2K 12524130BP	NWS2K 12524130BL	-	4,6
125	64	30	49	4	B	NWS2K 12532230BP	NWS2K 12532230BL	-	4,6
125	64	30	41	4	B	NWS2K 12532130BP	NWS2K 12532130BL	-	4,6
125	64	30	41	4	C	NWS2K 12532130CP	NWS2K 12532130CL	-	4,6
150	34	30	41	4	A	-	-	NWS2K 15016130AS	4,6
150	43	30	41	4	B	NWS2K 15020130BP	NWS2K 15020130BL	-	4,6
150	43	30	41	4	B	-	-	NWS2K 15024130BS	4,6

* +DISTANCE

Machine compatibility

ID RH	ID LH	ID	MACHINE	INDICATION
NWS2K 06015125AP	NWS2K 06015125AL	-		Frez NWS2K 60x47x25 z3 typ A DP MEC
NWS2K 06015125AP+D*	NWS2K 06015125AL+D*	-		Frez NWS2K 60x47x25 z3 typ D DP MEC
NWS2K 07021120AP	NWS2K 07021120AL	-		Frez NWS2K 70x47x20 z3 typ A DP MEC
NWS2K 07021120AP+D*	NWS2K 07021120AL+D*	-		Frez NWS2K 70x47x20 z3 typ D DP MEC
NWS2K 07021125AP	NWS2K 07021125AL	-		Frez NWS2K 70x47x25 z3 typ A DP MEC
NWS2K 07021125AP+D*	NWS2K 07021125AL+D*	-		Frez NWS2K 70x47x25 z3 typ D DP MEC
NWS2K 08015125DP	NWS2K 08015125DL	-		Frez NWS2K 80x47x25 z3 typ D DP MEC
NWS2K 08021125AP	NWS2K 08021125AL	-		Frez NWS2K 80x65x25 z3 typ A DP MEC
NWS2K 10016230AP	NWS2K 10016230AL	-	IMA/Brandt	Frez NWS2K 100x34x30 z4 typ A DP MEC
-	-	NWS2K 10016130AS		Frez NWS2K 100x34x30 z4 typ A DP MEC
NWS2K 10020130BP	NWS2K 10020130BL	-		Frez NWS2K 100x43x30 z4 typ B DP MEC
-	-	NWS2K 10024130BS		Frez NWS2K 100x43x30 z4 typ B DP MEC
NWS2K 10020130DP	NWS2K 10020130DL	-	hebrock/brandt	Frez NWS2K 100x43x30 z4 typ D DP MEC
NWS2K 10020130CP	NWS2K 10020130CL	-	brandt	Frez NWS2K 100x43x30 z4 typ C DP MEC
NWS2K 10024130CP	NWS2K 10024130CL	-	brandt/IMA/SCM/biesse	Frez NWS2K 100x48x30 z4 typ C DP MEC
NWS2K 10024130BP	NWS2K 10024130BL	-	brandt/IMA/SCM/biesse	Frez NWS2K 100x48x30 z4 typ B DP MEC
NWS2K 10024230BP	NWS2K 10024230BL	-	holz-her/SCM	Frez NWS2K 100x48x30 z4 typ B DP MEC
-	-	NWS2K 10032330DS	biesse	Frez NWS2K 100x64x30 z4 typ D DP MEC
NWS2K 10032130CP	NWS2K 10032130CL	-	brandt/IMA/SCM/biesse	Frez NWS2K 100x64x30 z4 typ C DP MEC
NWS2K 10032130BP	NWS2K 10032130BL	-	holz-her/SCM	Frez NWS2K 100x64x30 z4 typ B DP MEC
NWS2K 10032230BP	NWS2K 10032230BL	-	holz-her/homag	Frez NWS2K 100x64x30 z4 typ B DP MEC
NWS2K 12516130AP	NWS2K 12516130AL	-	IMA/homag	Frez NWS2K 125x34x30 z4 typ A DP MEC
-	-	NWS2K 12516230AS		Frez NWS2K 125x34x30 z4 typ A DP MEC
NWS2K 12520130BP	NWS2K 12520130BL	-	IMA/homag/biesse	Frez NWS2K 125x43x30 z4 typ B DP MEC
-	-	NWS2K 12524130BS	homag	Frez NWS2K 125x43x30 z4 typ B DP MEC
NWS2K 12520130AP	NWS2K 12520130AL	-	IMA/biesse	Frez NWS2K 125x43x30 z4 typ A DP MEC
NWS2K 12520130CP	NWS2K 12520130CL	-	homag/biesse	Frez NWS2K 125x43x30 z4 typ C DP MEC
NWS2K 12524130AP	NWS2K 12524130AL	-	biesse	Frez NWS2K 125x48x30 z4 typ A DP MEC
NWS2K 12524130BP	NWS2K 12524130BL	-	homag	Frez NWS2K 125x48x30 z4 typ B DP MEC
NWS2K 12532230BP	NWS2K 12532230BL	-	biesse	Frez NWS2K 125x64x30 z4 typ B DP MEC
NWS2K 12532130BP	NWS2K 12532130BL	-	homag	Frez NWS2K 125x64x30 z4 typ B DP MEC
NWS2K 12532130CP	NWS2K 12532130CL	-	brandt/IMA/SCM/biesse	Frez NWS2K 125x64x30 z4 typ C DP MEC
-	-	NWS2K 15016130AS	homag	Frez NWS2K 150x34x30 z4 typ A DP MEC
NWS2K 15020130BP	NWS2K 15020130BL	-	homag	Frez NWS2K 150x43x30 z4 typ B DP MEC
-	-	NWS2K 15024130BS	homag	Frez NWS2K 150x43x30 z4 typ B DP MEC

* +DISTANCE

Description:

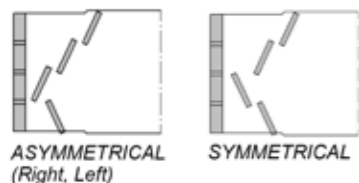
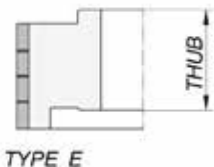
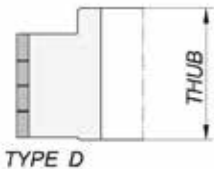
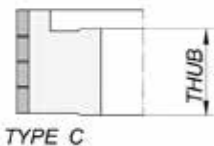
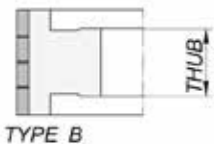
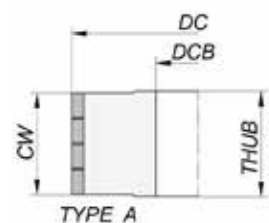
Jointing Cutters symmetrical/asymmetrical 45 degrees.

Application:

Rebating and jointing of wood-based panels coated before panel processing. Smoothing of edges before panel processing. Used on single- and double-sided edgebanders. Applied together with hogsers on lines with high feed speeds.

Information:

Very good processing quality with high tool durability. The cutter can be resharpened multiple times. The PKD insert with a height of 4.6 mm allows for at least 8 sharpenings. Good chip removal. The cutter has reduced mass due to an aluminum alloy sleeve. Designed for machines with spindles of lower power. The NWS2KA successfully replaces cutters with aluminum bodies for replaceable inserts.



DC	CW	DCB	THUB	ZEFP	TYPE	ID RH	ID LH	HDP
100	34	30	40	4	A	NWS2KA 10016130AP	NWS2KA 10016130AL	4,6
100	34	30	57	4	D	NWS2KA 10016130DP	NWS2KA 10016130DL	4,6
100	34	30	57	4	E	NWS2KA 10016130EP	NWS2KA 10016130EL	4,6
100	43	30	50	4	A	NWS2KA 10020130AP	NWS2KA 10020130AL	4,6
100	43	30	41	4	B	NWS2KA 10020130BP	NWS2KA 10020130BL	4,6
100	43	30	41	4	C	NWS2KA 10020130CP	NWS2KA 10020130CL	4,6
100	43	30	57	4	D	NWS2KA 10020130DP	NWS2KA 10020130DL	4,6
100	48	30	54	4	A	NWS2KA 10024130AP	NWS2KA 10024130AL	4,6
100	48	30	41	4	B	NWS2KA 10024130BP	NWS2KA 10024130BL	4,6
100	48	30	41	4	C	NWS2KA 10024130CP	NWS2KA 10024130CL	4,6
100	48	30	57	4	D	NWS2KA 10024130DP	NWS2KA 10024130DL	4,6
100	64	30	72	4	A	NWS2KA 10032130AP	NWS2KA 10032130AL	4,6
100	64	30	41	4	B	NWS2KA 10032130BP	NWS2KA 10032130BL	4,6
100	64	30	41	4	C	NWS2KA 10032130CP	NWS2KA 10032130CL	4,6
100	64	30	57	4	D	NWS2KA 10032130DP	NWS2KA 10032130DL	4,6
125	34	30	40	4	A	NWS2KA 12516130AP	NWS2KA 12516130AL	4,6
125	34	30	57	4	D	NWS2KA 12516130DP	NWS2KA 12516130DL	4,6
125	34	30	57	4	E	NWS2KA 12516130EP	NWS2KA 12516130EL	4,6
125	43	30	50	4	A	NWS2KA 12520130AP	NWS2KA 12520130AL	4,6
125	43	30	41	4	B	NWS2KA 12520130BP	NWS2KA 12520130BL	4,6
125	43	30	41	4	C	NWS2KA 12520130CP	NWS2KA 12520130CL	4,6
125	43	30	57	4	D	NWS2KA 12520130DP	NWS2KA 12520130DL	4,6
125	43	30	57	4	E	NWS2KA 12520130EP	NWS2KA 12520130EL	4,6
125	48	30	54	4	A	NWS2KA 12524130AP	NWS2KA 12524130AL	4,6
125	48	30	41	4	B	NWS2KA 12524130BP	NWS2KA 12524130BL	4,6
125	48	30	41	4	C	NWS2KA 12524130CP	NWS2KA 12524130CL	4,6
125	48	30	57	4	D	NWS2KA 12524130DP	NWS2KA 12524130DL	4,6
125	48	30	57	4	E	NWS2KA 12524130EP	NWS2KA 12524130EL	4,6
125	64	30	72	4	A	NWS2KA 12528130AP	NWS2KA 12528130AL	4,6
125	64	30	41	4	B	NWS2KA 12528130BP	NWS2KA 12528130BL	4,6
125	64	30	41	4	C	NWS2KA 12528130CP	NWS2KA 12528130CL	4,6
125	64	30	57	4	D	NWS2KA 12528130DP	NWS2KA 12528130DL	4,6
125	64	30	57	4	E	NWS2KA 12528130EP	NWS2KA 12528130EL	4,6

Machine compatibility

ID RH	ID LH	MACHINE	INDICATION
NWS2KA 10016130AP	NWS2KA 10016130AL	IMA/Brandt	Frez NWS2KA 100x34x30 z4 typ A DP MEC
NWS2KA 10016130DP	NWS2KA 10016130DL		Frez NWS2KA 100x34x30 z4 typ D DP MEC
NWS2KA 10016130EP	NWS2KA 10016130EL		Frez NWS2KA 100x34x30 z4 typ E DP MEC
NWS2KA 10020130AP	NWS2KA 10020130AL		Frez NWS2KA 100x43x30 z4 typ A DP MEC
NWS2KA 10020130BP	NWS2KA 10020130BL	hebrock/brandt	Frez NWS2KA 100x43x30 z4 typ B DP MEC
NWS2KA 10020130CP	NWS2KA 10020130CL	brandt	Frez NWS2KA 100x43x30 z4 typ C DP MEC
NWS2KA 10020130DP	NWS2KA 10020130DL		Frez NWS2KA 100x43x30 z4 typ D DP MEC
NWS2KA 10024130AP	NWS2KA 10024130AL		Frez NWS2KA 100x48x30 z4 typ A DP MEC
NWS2KA 10024130BP	NWS2KA 10024130BL	brandt/IMA/SCM/biesse	Frez NWS2KA 100x48x30 z4 typ B DP MEC
NWS2KA 10024130CP	NWS2KA 10024130CL	brandt/IMA/SCM/biesse	Frez NWS2KA 100x48x30 z4 typ C DP MEC
NWS2KA 10024130DP	NWS2KA 10024130DL		Frez NWS2KA 100x48x30 z4 typ D DP MEC
NWS2KA 10032130AP	NWS2KA 10032130AL		Frez NWS2KA 100x64x30 z4 typ A DP MEC
NWS2KA 10032130BP	NWS2KA 10032130BL	holz-her/homag	Frez NWS2KA 100x64x30 z4 typ B DP MEC
NWS2KA 10032130CP	NWS2KA 10032130CL	brandt/IMA/SCM/biesse	Frez NWS2KA 100x64x30 z4 typ C DP MEC
NWS2KA 10032130DP	NWS2KA 10032130DL		Frez NWS2KA 100x64x30 z4 typ D DP MEC
NWS2KA 12516130AP	NWS2KA 12516130AL	IMA/homag	Frez NWS2KA 125x34x30 z4 typ A DP MEC
NWS2KA 12516130DP	NWS2KA 12516130DL		Frez NWS2KA 125x34x30 z4 typ D DP MEC
NWS2KA 12516130EP	NWS2KA 12516130EL		Frez NWS2KA 125x34x30 z4 typ E DP MEC
NWS2KA 12520130AP	NWS2KA 12520130AL	IMA/biesse	Frez NWS2KA 125x43x30 z4 typ A DP MEC
NWS2KA 12520130BP	NWS2KA 12520130BL	IMA/homag/biesse	Frez NWS2KA 125x43x30 z4 typ B DP MEC
NWS2KA 12520130CP	NWS2KA 12520130CL	homag/biesse	Frez NWS2KA 125x43x30 z4 typ C DP MEC
NWS2KA 12520130DP	NWS2KA 12520130DL		Frez NWS2KA 125x43x30 z4 typ D DP MEC
NWS2KA 12520130EP	NWS2KA 12520130EL		Frez NWS2KA 125x43x30 z4 typ E DP MEC
NWS2KA 12524130AP	NWS2KA 12524130AL	biesse	Frez NWS2KA 125x48x30 z4 typ A DP MEC
NWS2KA 12524130BP	NWS2KA 12524130BL	homag	Frez NWS2KA 125x48x30 z4 typ B DP MEC
NWS2KA 12524130CP	NWS2KA 12524130CL		Frez NWS2KA 125x48x30 z4 typ C DP MEC
NWS2KA 12524130DP	NWS2KA 12524130DL		Frez NWS2KA 125x48x30 z4 typ D DP MEC
NWS2KA 12524130EP	NWS2KA 12524130EL		Frez NWS2KA 125x48x30 z4 typ E DP MEC
NWS2KA 12528130AP	NWS2KA 12528130AL		Frez NWS2KA 125x64x30 z4 typ A DP MEC
NWS2KA 12528130BP	NWS2KA 12528130BL	homag	Frez NWS2KA 125x64x30 z4 typ B DP MEC
NWS2KA 12528130CP	NWS2KA 12528130CL	brandt/IMA/ /biesse	Frez NWS2KA 125x64x30 z4 typ C DP MEC
NWS2KA 12528130DP	NWS2KA 12528130DL		Frez NWS2KA 125x64x30 z4 typ D DP MEC
NWS2KA 12528130EP	NWS2KA 12528130EL		Frez NWS2KA 125x64x30 z4 typ E DP MEC

Description:

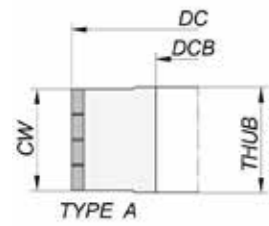
Jointing cutters with an axial angle up to 35 degrees.

Application:

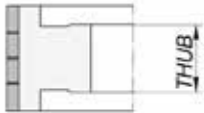
Leveling the coated wood-based boards prior to lamination. Used on single and double-sided edgebanders.

Information:

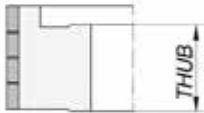
Good machining quality and service life due to the optimized tool geometry. Cutter for multiple sharpening. The possibility of making the tool for a working height of 72-80 mm.



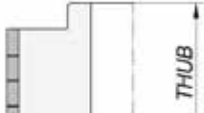
TYPE A



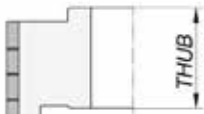
TYPE B



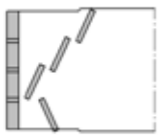
TYPE C



TYPE D



TYPE E



ASYMMETRICAL (Right, Left)

DC	CW	DCB	THUB	ZEFP	TYPE	ID RH	ID LH	HDP
60	46	25	66,6	2	D	NWSI-060 10 1 25 D P	NWSI-060 10 1 25 D L	3
60	65	25	66,6	2	A	NWSI-060 15 1 25 A P	NWSI-060 15 1 25 A L	3
80	46	25	66,6	3	D	NWSI-080 15 1 25 D P	NWSI-080 15 1 25 D L	3
80	65	25	66,6	3	A	NWSI-080 21 1 25 A P	NWSI-080 21 1 25 A L	3
80	45	30	53	3	A	NWSI-080 15 2 30 A P	NWSI-080 15 2 30 A L	3
80	63	30	53	3	B	NWSI-080 2 12 30 B P	NWSI-080 2 12 30 B L	3
85	45	30	47	3	A	NWSI-085 15 1 30 A P	NWSI-085 15 1 30 A L	4
100	36	30	38	3	A	NWSI-100 12 1 30 A P	NWSI-100 12 1 30 A L	4
100	45	25	41	3	B	NWSI-100 15 1 25 B P	NWSI-100 15 1 25 B L	4
100	45	25	61	3	D	NWSI-100 15 1 25 D P	NWSI-100 15 1 25 D L	4
100	45	30	41	3	B	NWSI-100 15 1 30 B P	NWSI-100 15 1 30 B L	4
100	45	30	61	3	D	NWSI-100 15 1 30 D P	NWSI-100 15 1 30 D L	4
100	54	30	56	3	A	NWSI-100 18 1 30 A P	NWSI-100 18 1 30 A L	4
100	54	30	41	3	C	NWSI-100 18 1 30 C P	NWSI-100 18 1 30 C L	4
100	63	30	41	3	B	NWSI-100 21 1 30 B P	NWSI-100 21 1 30 B L	4
100	63	30	41	3	C	NWSI-100 21 1 30 C P	NWSI-100 21 1 30 C L	4
100	63	30	75	3	E	NWSI-100 21 1 30 E P	NWSI-100 21 1 30 E L	4
125	36	30	38	3	A	NWSI-125 12 1 30 A P	NWSI-125 12 1 30 A L	5
125	45	30	41	3	B	NWSI-125 15 1 30 B P	NWSI-125 15 1 30 B L	5
125	45	30	41	3	C	NWSI-125 15 1 30 C P	NWSI-125 15 1 30 C L	5
125	45	30	75	3	E	NWSI-125 15 1 30 E P	NWSI-125 15 1 30 E L	5
125	54	30	41	3	C	NWSI-125 18 1 30 C P	NWSI-125 18 1 30 C L	5
125	63	30	41	3	B	NWSI-125 21 1 30 B P	NWSI-125 21 1 30 B L	5
125	63	30	41	3	C	NWSI-125 21 1 30 C P	NWSI-125 21 1 30 C L	5
125	63	30	57	3	E	NWSI-125 21 1 30 E P	NWSI-125 21 1 30 E L	5
125	36	30	38	4	A	NWSI-125 16 1 30 A P	NWSI-125 16 1 30 A L	5
125	45	30	41	4	B	NWSI-125 20 1 30 B P	NWSI-125 20 1 30 B L	5
125	45	30	41	4	C	NWSI-125 20 1 30 C P	NWSI-125 20 1 30 C L	5
125	45	30	57	4	E	NWSI-125 20 1 30 E P	NWSI-125 20 1 30 E L	5
125	54	30	41	4	C	NWSI-125 24 1 30 C P	NWSI-125 24 1 30 C L	5
125	63	30	41	4	B	NWSI-125 28 1 30 B P	NWSI-125 28 1 30 B L	5
125	63	30	41	4	C	NWSI-125 28 1 30 C P	NWSI-125 28 1 30 C L	5
125	63	30	57	4	E	NWSI-125 28 1 30 E P	NWSI-125 28 1 30 E L	5

ECO Tools (2-3 sharpenings)

DC	CW	DCB	THUB	ZEFP	TYPE	ID RH	ID LH	HDP
100	36	30	38	3	A	NWSI-100 12 2 30 A P	NWSI-100 12 2 30 A L	2
100	45	30	41	3	B	NWSI-100 15 2 30 B P	NWSI-100 15 2 30 B L	2
100	45	30	61	3	D	NWSI-100 15 2 30 D P	NWSI-100 15 2 30 D L	2
100	54	30	56	3	A	NWSI-100 18 2 30 A P	NWSI-100 18 2 30 A L	2
100	54	30	41	3	C	NWSI-100 18 2 30 C P	NWSI-100 18 2 30 C L	2
100	63	30	41	3	B	NWSI-100 21 2 30 B P	NWSI-100 21 2 30 B L	2
100	63	30	41	3	C	NWSI-100 21 2 30 C P	NWSI-100 21 2 30 C L	2
100	63	30	75	3	E	NWSI-100 21 2 30 E P	NWSI-100 21 2 30 E L	2
125	36	30	38	3	A	NWSI-125 12 2 30 A P	NWSI-125 12 2 30 A L	2
125	45	30	41	3	B	NWSI-125 15 2 30 B P	NWSI-125 15 2 30 B L	2
125	45	30	41	3	C	NWSI-125 15 2 30 C P	NWSI-125 15 2 30 C L	2
125	45	30	57	3	E	NWSI-125 15 2 30 E P	NWSI-125 15 2 30 E L	2
125	54	30	41	3	C	NWSI-125 18 2 30 C P	NWSI-125 18 2 30 C L	2
125	63	30	41	3	B	NWSI-125 21 2 30 B P	NWSI-125 21 2 30 B L	2
125	63	30	41	3	C	NWSI-125 21 2 30 C P	NWSI-125 21 2 30 C L	2
125	63	30	57	3	E	NWSI-125 21 2 30 E P	NWSI-125 21 2 30 E L	2

NWS3

Description:

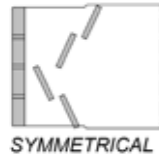
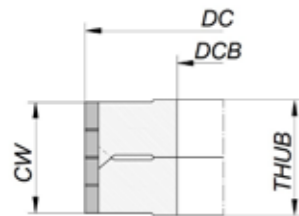
Adjustable jointing cutters with an axial angle of 35 degrees.

Application:

Leveling the coated wood-based boards prior to lamination. Used on single and double-sided edgebanders.

Information:

Good machining quality and service life due to the optimized tool geometry. Good chip evacuation. Cutter for multiple sharpening. Symmetrical tool.



DC	CW	DCB	THUB	ZEFP	HDP	KOD
150	24-38	30	26-40	6	5	NWS3-150 12 1 30
150	24-38	35	26-40	6	5	NWS3-150 12 1 35
150	38-48	30	42-52	6	5	NWS3-150 24 1 30
150	38-48	35	42-52	6	5	NWS3-150 24 1 35
180	18-26	35	30-38	6	5	NWS3-180 12 1 35
180	18-26	40	30-38	6	5	NWS3-180 12 1 40
180	30-36	35	32-38	12	5	NWS3-180 24 1 35
180	30-36	40	32-38	12	5	NWS3-180 24 1 40
180	32-48	35	34-50	12	5	NWS3-180 24 2 35
180	32-48	40	34-50	12	5	NWS3-180 24 2 40
180	30-42	35	32-44	12	5	NWS3-180 24 3 35
180	30-42	40	32-44	12	5	NWS3-180 24 3 40
200	25-35	35	27-37	16	5	NWS3-200 32 1 35
200	25-35	40	27-37	16	5	NWS3-200 32 1 40
200	33-45	35	33-45	16	5	NWS3-200 32 2 35
200	33-45	40	33-45	16	5	NWS3-200 32 2 40

NW01

Description:

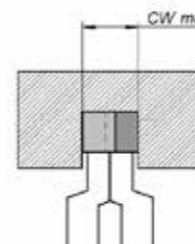
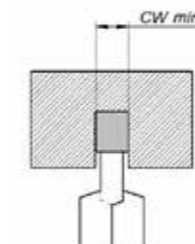
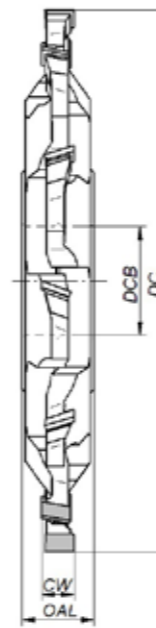
A tool intended for making grooves and rebates.

Application:

Soft wood, hard wood, chipboard, MDF.

Information:

Tools with DP blade mounted directly on the spindle, 5 mm sharpening height, the tool maintains a constant width after sharpening.



DC	CW	DCB				ZEFP	HDP	INDICATION
		25	30	35	40			
120	3/5,5	•	•	•		6+6	6	NW01-DAF16001-*
120	4/7,5	•	•	•		6+6	6	NW01-DAF16002-*
120	5/9,5	•	•	•		6+6	6	NW01-DAF16003-*
120	6/11,5	•	•	•		6+6	6	NW01-DAF16004-*
150	3/5,5	•	•	•		6+6	6	NW01-DAF16005-*
150	4/7,5	•	•	•		6+6	6	NW01-DAF16006-*
150	5/9,5	•	•	•		6+6	6	NW01-DAF16007-*
150	6/11,5	•	•	•		6+6	6	NW01-DAF16008-*
200	3/5,5		•	•	•	6+6	6	NW01-DAF16009-*
200	4/7,5		•	•	•	6+6	6	NW01-DAF16010-*
200	5/9,5		•	•	•	6+6	6	NW01-DAF16011-*
200	6/11,5		•	•	•	6+6	6	NW01-DAF16012-*
200	3/5,5		•	•	•	8+8	6	NW01-DAF16013-*
200	4/7,5		•	•	•	8+8	6	NW01-DAF16014-*
200	5/9,5		•	•	•	8+8	6	NW01-DAF16015-*
200	6/11,5		•	•	•	8+8	6	NW01-DAF16016-*
200	3/5,5		•	•	•	12+12	6	NW01-DAF16017-*
200	4/7,5		•	•	•	12+12	6	NW01-DAF16018-*
200	5/9,5		•	•	•	12+12	6	NW01-DAF16019-*
200	6/11,5		•	•	•	12+12	6	NW01-DAF16020-*

Description:

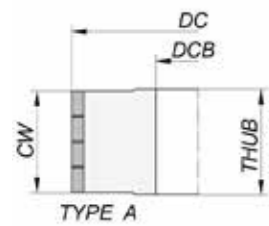
"Vtech" jointing cutters with an axial angle of 54 degrees.

Application:

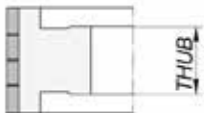
Leveling the coated wood-based boards prior to lamination. Smoothing the edges after formatting. Used on single and double-sided edgebanders. Used together with heads on lines with high feeds.

Information:

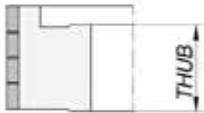
Very good processing quality and durability thanks to the VTECH technology. Cutter for multiple sharpening. Good chip evacuation.



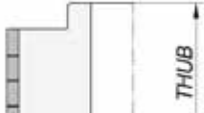
TYPE A



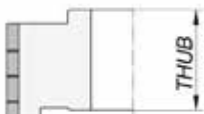
TYPE B



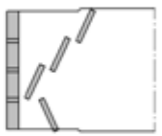
TYPE C



TYPE D



TYPE E



ASYMMETRICAL (Right, Left)

DC	CW	DCB	THUB	ZEFP	TYPE	ID RH	ID LH	HDP
125	30	30	40	4	A	NWT1-125 16 1 30 A P	NWT1-125 16 1 30 A L	4
125	30	30	57	4	D	NWT1-125 16 1 30 D P	NWT1-125 16 1 30 D L	4
125	30	30	57	4	E	NWT1-125 16 1 30 E P	NWT1-125 16 1 30 E L	4
125	38	30	48	4	A	NWT1 125 20 1 30 A P	NWT1 125 20 1 30 A L	4
125	38	30	57	4	D	NWT1 125 20 1 30 D P	NWT1 125 20 1 30 D L	4
125	38	30	57	4	E	NWT1 125 20 1 30 E P	NWT1 125 20 1 30 E L	4
125	46	30	56	4	A	NWT1 125 24 1 30 A P	NWT1 125 24 1 30 A L	4
125	46	30	41	4	B	NWT1 125 24 1 30 B P	NWT1 125 24 1 30 B L	4
125	46	30	41	4	C	NWT1 125 24 1 30 C P	NWT1 125 24 1 30 C L	4
125	46	30	57	4	D	NWT1 125 24 1 30 D P	NWT1 125 24 1 30 D L	4
125	46	30	57	4	E	NWT1 125 24 1 30 E P	NWT1 125 24 1 30 E L	4
125	54	30	64	4	A	NWT1 125 28 1 30 A P	NWT1 125 28 1 30 A L	4
125	54	30	41	4	B	NWT1 125 28 1 30 B P	NWT1 125 28 1 30 B L	4
125	54	30	41	4	C	NWT1 125 28 1 30 C P	NWT1 125 28 1 30 C L	4
125	54	30	57	4	E	NWT1 125 28 1 30 E P	NWT1 125 28 1 30 E L	4
125	62	30	72	4	A	NWT1 125 32 1 30 A P	NWT1 125 32 1 30 A L	4
125	62	30	41	4	B	NWT1 125 32 1 30 B P	NWT1 125 32 1 30 B L	4
125	62	30	41	4	C	NWT1 125 32 1 30 C P	NWT1 125 32 1 30 C L	4
125	62	30	57	4	E	NWT1 125 32 1 30 E P	NWT1 125 32 1 30 E L	4
125	30	30	40	5	A	NWT1 125 20 2 30 A P	NWT1 125 20 2 30 A L	4
125	30	30	57	5	D	NWT1 125 20 2 30 D P	NWT1 125 20 2 30 D L	4
125	30	30	57	5	E	NWT1 125 20 2 30 E P	NWT1 125 20 2 30 E L	4
125	38	30	48	5	A	NWT1 125 25 1 30 A P	NWT1 125 25 1 30 A L	4
125	38	30	57	5	D	NWT1 125 25 1 30 D P	NWT1 125 25 1 30 D L	4
125	38	30	57	5	E	NWT1 125 25 1 30 E P	NWT1 125 25 1 30 E L	4
125	46	30	56	5	A	NWT1 125 30 1 30 A P	NWT1 125 30 1 30 A L	4
125	46	30	41	5	B	NWT1 125 30 1 30 B P	NWT1 125 30 1 30 B L	4
125	46	30	41	5	C	NWT1 125 30 1 30 C P	NWT1 125 30 1 30 C L	4
125	46	30	57	5	D	NWT1 125 30 1 30 D P	NWT1 125 30 1 30 D L	4
125	46	30	57	5	E	NWT1 125 30 1 30 E P	NWT1 125 30 1 30 E L	4
125	54	30	64	5	A	NWT1 125 35 1 30 A P	NWT1 125 35 1 30 A L	4
125	54	30	41	5	B	NWT1 125 35 1 30 B P	NWT1 125 35 1 30 B L	4
125	54	30	41	5	C	NWT1 125 35 1 30 C P	NWT1 125 35 1 30 C L	4
125	54	30	57	5	E	NWT1 125 35 1 30 E P	NWT1 125 35 1 30 E L	4
125	62	30	72	5	A	NWT1 125 40 1 30 A P	NWT1 125 40 1 30 A L	4
125	62	30	41	5	B	NWT1 125 40 1 30 B P	NWT1 125 40 1 30 B L	4
125	62	30	41	5	C	NWT1 125 40 1 30 C P	NWT1 125 40 1 30 C L	4
125	62	30	57	5	E	NWT1 125 40 1 30 E P	NWT1 125 40 1 30 E L	4

DC	CW	DCB	THUB	ZEFP	TYPE	ID RH	ID LH	HDP
180	30	35	40	8	A	NWT1 180 32 1 35 A P	NWT1 180 32 1 35 A L	5
180	30	40	40	8	A	NWT1 180 32 1 40 A P	NWT1 180 32 1 40 A L	5
180	30	60	66	8	A	NWT1 180 32 1 60 A P	NWT1 180 32 1 60 A L	5
180	38	35	48	8	A	NWT1 180 40 1 35 A P	NWT1 180 40 1 35 A L	5
180	38	35	41	8	C	NWT1 180 40 1 35 C P	NWT1 180 40 1 35 C L	5
180	38	40	48	8	A	NWT1 180 40 1 40 A P	NWT1 180 40 1 40 A L	5
180	38	40	41	8	C	NWT1 180 40 1 40 C P	NWT1 180 40 1 40 C L	5
180	38	60	66	8	A	NWT1 180 40 1 60 A P	NWT1 180 40 1 60 A L	5
180	46	35	56	8	A	NWT1 180 48 1 35 A P	NWT1 180 48 1 35 A L	5
180	46	35	41	8	C	NWT1 180 48 1 35 C P	NWT1 180 48 1 35 C L	5
180	46	40	56	8	A	NWT1 180 48 1 40 A P	NWT1 180 48 1 40 A L	5
180	46	40	41	8	C	NWT1 180 48 1 40 C P	NWT1 180 48 1 40 C L	5
180	46	60	66	8	A	NWT1 180 48 1 60 A P	NWT1 180 48 1 60 A L	5
180	54	35	66	8	A	NWT1 180 56 1 35 A P	NWT1 180 56 1 35 A L	5
180	54	35	41	8	C	NWT1 180 56 1 35 C P	NWT1 180 56 1 35 C L	5
180	54	40	66	8	A	NWT1 180 56 1 40 A P	NWT1 180 56 1 40 A L	5
180	54	40	41	8	C	NWT1 180 56 1 40 C P	NWT1 180 56 1 40 C L	5
180	54	60	66	8	A	NWT1 180 56 1 60 A P	NWT1 180 56 1 60 A L	5
180	62	35	72	8	A	NWT1 180 64 1 35 A P	NWT1 180 64 1 35 A L	5
180	62	35	41	8	C	NWT1 180 64 1 35 C P	NWT1 180 64 1 35 C L	5
180	62	40	72	8	A	NWT1 180 64 1 40 A P	NWT1 180 64 1 40 A L	5
180	62	40	41	8	C	NWT1 180 64 1 40 C P	NWT1 180 64 1 40 C L	5
180	62	60	66	8	A	NWT1 180 64 1 60 A P	NWT1 180 64 1 60 A L	5
180	30	35	40	12	A	NWT1 180 48 2 35 A P	NWT1 180 48 2 35 A L	5
180	30	40	40	12	A	NWT1 180 48 2 40 A P	NWT1 180 48 2 40 A L	5
180	30	60	66	12	A	NWT1 180 48 2 60 A P	NWT1 180 48 2 60 A L	5
180	38	35	48	12	A	NWT1 180 60 1 35 A P	NWT1 180 60 1 35 A L	5
180	38	35	41	12	C	NWT1 180 60 1 35 C P	NWT1 180 60 1 35 C L	5
180	38	40	48	12	A	NWT1 180 60 1 40 A P	NWT1 180 60 1 40 A L	5
180	38	40	41	12	C	NWT1 180 60 1 40 C P	NWT1 180 60 1 40 C L	5
180	38	60	66	12	A	NWT1 180 60 1 60 A P	NWT1 180 60 1 60 A L	5
180	46	35	56	12	A	NWT1 180 72 1 35 A P	NWT1 180 72 1 35 A L	5
180	46	35	41	12	C	NWT1 180 72 1 35 C P	NWT1 180 72 1 35 C L	5
180	46	40	56	12	A	NWT1 180 72 1 40 A P	NWT1 180 72 1 40 A L	5
180	46	40	41	12	C	NWT1 180 72 1 40 C P	NWT1 180 72 1 40 C L	5
180	46	60	66	12	A	NWT1 180 72 1 60 A P	NWT1 180 72 1 60 A L	5
180	54	35	66	12	A	NWT1 180 84 1 35 A P	NWT1 180 84 1 35 A L	5
180	54	35	41	12	C	NWT1 180 84 1 35 C P	NWT1 180 84 1 35 C L	5
180	54	40	66	12	A	NWT1 180 84 1 40 A P	NWT1 180 84 1 40 A L	5
180	54	40	41	12	C	NWT1 180 84 1 40 C P	NWT1 180 84 1 40 C L	5
180	54	60	66	12	A	NWT1 180 84 1 60 A P	NWT1 180 84 1 60 A L	5
180	62	35	72	12	A	NWT1 180 96 1 35 A P	NWT1 180 96 1 35 A L	5
180	62	35	41	12	C	NWT1 180 96 1 35 C P	NWT1 180 96 1 35 C L	5
180	62	40	72	12	A	NWT1 180 96 1 40 A P	NWT1 180 96 1 40 A L	5
180	62	40	41	12	C	NWT1 180 96 1 40 C P	NWT1 180 96 1 40 C L	5
180	62	60	66	12	A	NWT1 180 96 1 60 A P	NWT1 180 96 1 60 A L	5

Description:

"Vtech" jointing cutters with an axial angle of 54 degrees.

Application:

Leveling the coated wood-based boards prior to lamination. Smoothing the edges after formatting. Used on single and double-sided edgebanders. Used together with heads on lines with high feeds.

Information:

Excellent machining quality, exceptional durability, VTECH technology. The tool is designed for machines with lower-power motors, where previously aluminum heads with replaceable inserts were used.

Description:

"Vtech" Adjustable jointing cutters with an axial angle of 54 degrees.

Application:

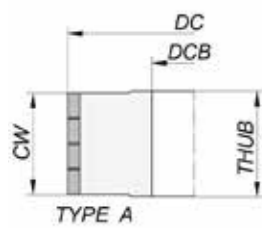
Leveling the coated wood-based boards prior to lamination. Used on single and double-sided edgebanders.

Information:

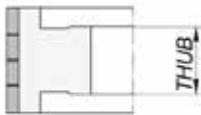
Very good processing quality and durability thanks to the VTECH technology. Cutter for multiple sharpening. Good chip evacuation.



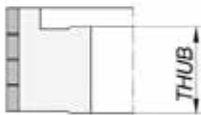
DP



TYPE A



TYPE B



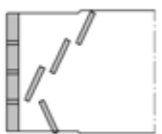
TYPE C



TYPE D



TYPE E

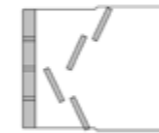
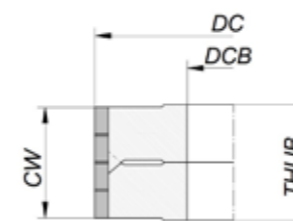


ASYMMETRICAL (Right, Left)

DC	CW	DCB	THUB	ZEFP	TYPE	ID RH	ID LH	HDP
100	38	30	48	4	A	NWTIA-100 20 1 30 A P	NWTIA-100 20 1 30 A L	4
100	46	30	56	4	A	NWTIA-100 24 1 30 A P	NWTIA-100 24 1 30 A L	4
100	46	30	41	4	B	NWTIA-100 24 1 30 B P	NWTIA-100 24 1 30 B L	4
100	46	30	41	4	C	NWTIA-100 24 1 30 C P	NWTIA-100 24 1 30 C L	4
100	46	30	57	4	D	NWTIA-100 24 1 30 D P	NWTIA-100 24 1 30 D L	4
100	46	30	57	4	E	NWTIA-100 24 1 30 E P	NWTIA-100 24 1 30 E L	4
100	54	30	25	4	B	NWTIA-100 28 1 30 B P	NWTIA-100 28 1 30 B L	4
100	54	30	41	4	C	NWTIA-100 28 1 30 C P	NWTIA-100 28 1 30 C L	4
100	62	30	72	4	A	NWTIA-100 32 1 30 A P	NWTIA-100 32 1 30 A L	4
100	62	30	41	4	B	NWTIA-100 32 1 30 B P	NWTIA-100 32 1 30 B L	4
100	62	30	41	4	C	NWTIA-100 32 1 30 C P	NWTIA-100 32 1 30 C L	4
100	62	30	57	4	E	NWTIA-100 32 1 30 E P	NWTIA-100 32 1 30 E L	4
125	30	30	40	4	A	NWTIA-125 16 1 30 A P	NWTIA-125 16 1 30 A L	4
125	30	30	57	4	D	NWTIA-125 16 1 30 D P	NWTIA-125 16 1 30 D L	4
125	30	30	57	4	E	NWTIA-125 16 1 30 E P	NWTIA-125 16 1 30 E L	4
125	38	30	48	4	A	NWTIA-125 20 1 30 A P	NWTIA-125 20 1 30 A L	4
125	38	30	57	4	D	NWTIA-125 20 1 30 D P	NWTIA-125 20 1 30 D L	4
125	38	30	57	4	E	NWTIA-125 20 1 30 E P	NWTIA-125 20 1 30 E L	4
125	46	30	56	4	A	NWTIA-125 24 1 30 A P	NWTIA-125 24 1 30 A L	4
125	46	30	41	4	B	NWTIA-125 24 1 30 B P	NWTIA-125 24 1 30 B L	4
125	46	30	41	4	C	NWTIA-125 24 1 30 C P	NWTIA-125 24 1 30 C L	4
125	46	30	57	4	D	NWTIA-125 24 1 30 D P	NWTIA-125 24 1 30 D L	4
125	46	30	57	4	E	NWTIA-125 24 1 30 E P	NWTIA-125 24 1 30 E L	4
125	54	30	64	4	A	NWTIA-125 28 1 30 A P	NWTIA-125 28 1 30 A L	4
125	54	30	41	4	B	NWTIA-125 28 1 30 B P	NWTIA-125 28 1 30 B L	4
125	54	30	41	4	C	NWTIA-125 28 1 30 C P	NWTIA-125 28 1 30 C L	4
125	54	30	57	4	E	NWTIA-125 28 1 30 E P	NWTIA-125 28 1 30 E L	4
125	62	30	72	4	A	NWTIA-125 32 1 30 A P	NWTIA-125 32 1 30 A L	4
125	62	30	41	4	B	NWTIA-125 32 1 30 B P	NWTIA-125 32 1 30 B L	4
125	62	30	41	4	C	NWTIA-125 32 1 30 C P	NWTIA-125 32 1 30 C L	4
125	62	30	57	4	E	NWTIA-125 32 1 30 E P	NWTIA-125 32 1 30 E L	4
125	30	30	40	5	A	NWTIA-125 20 2 30 A P	NWTIA-125 20 2 30 A L	4
125	30	30	57	5	D	NWTIA-125 20 2 30 D P	NWTIA-125 20 2 30 D L	4
125	30	30	57	5	E	NWTIA-125 20 2 30 E P	NWTIA-125 20 2 30 E L	4
125	38	30	48	5	A	NWTIA-125 25 1 30 A P	NWTIA-125 25 1 30 A L	4
125	38	30	57	5	D	NWTIA-125 25 1 30 D P	NWTIA-125 25 1 30 D L	4
125	38	30	57	5	E	NWTIA-125 25 1 30 E P	NWTIA-125 25 1 30 E L	4
125	46	30	56	5	A	NWTIA-125 30 1 30 A P	NWTIA-125 30 1 30 A L	4
125	46	30	41	5	B	NWTIA-125 30 1 30 B P	NWTIA-125 30 1 30 B L	4
125	46	30	41	5	C	NWTIA-125 30 1 30 C P	NWTIA-125 30 1 30 C L	4
125	46	30	57	5	D	NWTIA-125 30 1 30 D P	NWTIA-125 30 1 30 D L	4
125	46	30	57	5	E	NWTIA-125 30 1 30 E P	NWTIA-125 30 1 30 E L	4
125	54	30	64	5	A	NWTIA-125 35 1 30 A P	NWTIA-125 35 1 30 A L	4
125	54	30	41	5	B	NWTIA-125 35 1 30 B P	NWTIA-125 35 1 30 B L	4
125	54	30	41	5	C	NWTIA-125 35 1 30 C P	NWTIA-125 35 1 30 C L	4
125	54	30	57	5	E	NWTIA-125 35 1 30 E P	NWTIA-125 35 1 30 E L	4
125	62	30	72	5	A	NWTIA-125 40 1 30 A P	NWTIA-125 40 1 30 A L	4
125	62	30	41	5	B	NWTIA-125 40 1 30 B P	NWTIA-125 40 1 30 B L	4
125	62	30	41	5	C	NWTIA-125 40 1 30 C P	NWTIA-125 40 1 30 C L	4
125	62	30	57	5	E	NWTIA-125 40 1 30 E P	NWTIA-125 40 1 30 E L	4



DP



SYMMETRICAL

DC	CW	DCB	THUB	ZEFP	ID	HDP
125	23-33	30	33-43	5	NWT3-125 20 1 30	4
125	36-50	30	44-58	5	NWT3-125 40 1 30	4
150	25-35	30	35-45	6	NWT3-150 24 1 30	4
150	25-35	35	35-45	6	NWT3-150 24 1 35	4
150	42-52	30	52-62	6	NWT3-150 36 1 30	4
150	42-52	35	52-62	6	NWT3-150 36 1 35	4
180	28-38	30	36-46	6	NWT3-180 36 1 30	4
180	28-38	35	36-46	6	NWT3-180 36 1 35	4
180	28-38	40	36-46	6	NWT3-180 36 1 40	4
180	41-51	30	49-59	6	NWT3-180 48 1 30	4
180	41-51	35	49-59	6	NWT3-180 48 1 35	4
180	41-51	40	49-59	6	NWT3-180 48 1 40	4

Description:

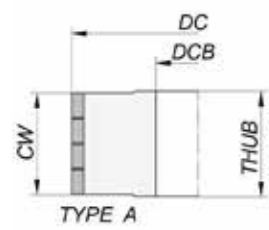
"Vtech" symetric jointing cutters with an axial angle of 54 degrees.

Application:

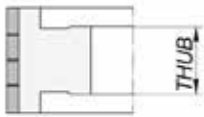
Leveling the coated wood-based boards prior to lamination. Used on single and double-sided edgebanders.

Information:

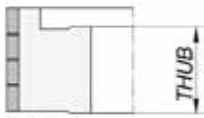
Very good processing quality and durability thanks to the VTECH technology. Cutter for multiple sharpening. Good chip evacuation.



TYPE A



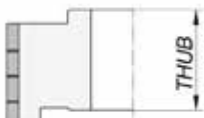
TYPE B



TYPE C



TYPE D



TYPE E



SYMMETRICAL

DC	CW	DCB	THUB	ZEFP	TYPE	ID	HDP
125	24	30	30	4	A	NWT2-125 16 1 30 A	5
125	36	30	42	4	A	NWT2-125 24 2 30 A	5
125	48	30	54	4	A	NWT2-125 32 1 30 A	5
125	48	30	41	4	B	NWT2-125 32 1 30 B	5
125	24	30	30	6	A	NWT2-125 24 1 30 A	5
125	36	30	42	6	A	NWT2-125 36 1 30 A	5
125	48	30	54	6	A	NWT2-125 48 1 30 A	5
125	48	30	41	6	B	NWT2-125 48 1 30 B	5
125	24	30	30	8	A	NWT2-125 24 2 30 A	5
125	36	30	42	8	A	NWT2-125 48 2 30 A	5
125	48	30	54	8	A	NWT2-125 64 1 30 A	5
125	48	30	41	8	B	NWT2-125 64 1 30 B	5
150	24	30	30	4	A	NWT2-150 16 1 30 A	5
150	24	35	30	4	A	NWT2-150 16 1 35 A	5
150	36	30	42	4	A	NWT2-150 24 1 30 A	5
150	36	35	42	4	A	NWT2-150 24 1 35 A	5
150	48	30	54	4	A	NWT2-150 32 1 30 A	5
150	48	35	54	4	A	NWT2-150 32 1 35 A	5
150	48	35	41	4	B	NWT2-150 32 1 35 B	5
150	24	30	30	6	A	NWT2-150 24 2 30 A	5
150	24	35	30	6	A	NWT2-150 24 2 35 A	5
150	36	30	42	6	A	NWT2-150 36 1 30 A	5
150	36	35	42	6	A	NWT2-150 36 1 35 A	5
150	48	30	54	6	A	NWT2-150 48 1 30 A	5
150	48	30	41	6	B	NWT2-150 48 1 30 B	5
150	48	35	54	6	A	NWT2-150 48 1 35 A	5
150	48	35	41	6	B	NWT2-150 48 1 35 B	5
150	24	30	30	8	A	NWT2-150 24 2 30 A	5
150	24	35	30	8	A	NWT2-150 24 2 35 A	5
150	36	30	42	8	A	NWT2-150 36 2 30 A	5
150	36	35	42	8	A	NWT2-150 36 2 35 A	5
150	48	30	54	8	A	NWT2-150 48 2 30 A	5
150	48	30	41	8	B	NWT2-150 48 2 30 B	5
150	48	35	54	8	A	NWT2-150 48 2 35 A	5
150	48	35	41	8	B	NWT2-150 48 2 35 B	5
180	24	30	30	6	A	NWT2-180 24 1 30 A	5
180	24	35	30	6	A	NWT2-180 24 1 35 A	5
180	24	40	30	6	A	NWT2-180 24 1 40 A	5
180	24	60	66	6	A	NWT2-180 24 1 60 A	5
180	36	35	42	6	A	NWT2-180 36 1 35 A	5

DC	CW	DCB	THUB	ZEFP	TYPE	ID	HDP
180	36	40	42	6	A	NWT2-180 36 1 40 A	5
180	36	60	66	6	A	NWT2-180 36 1 60 A	5
180	48	35	54	6	A	NWT2-180 48 1 35 A	5
180	48	35	41	6	B	NWT2-180 48 1 35 B	5
180	48	40	54	6	A	NWT2-180 48 1 40 A	5
180	48	40	41	6	B	NWT2-180 48 1 40 B	5
180	48	60	66	6	A	NWT2-180 48 1 60 A	5
180	24	30	30	8	A	NWT2-180 32 1 30 A	5
180	24	35	30	8	A	NWT2-180 32 1 35 A	5
180	24	40	30	8	A	NWT2-180 32 1 40 A	5
180	24	60	66	8	A	NWT2-180 32 1 60 A	5
180	36	35	42	8	A	NWT2-180 48 2 35 A	5
180	36	40	42	8	A	NWT2-180 48 2 40 A	5
180	36	60	66	8	A	NWT2-180 48 2 60 A	5
180	48	35	54	8	A	NWT2-180 64 1 35 A	5
180	48	35	41	8	B	NWT2-180 64 1 35 B	5
180	48	40	54	8	A	NWT2-180 64 1 40 A	5
180	48	40	41	8	B	NWT2-180 64 1 40 B	5
180	48	60	66	8	A	NWT2-180 64 1 60 A	5
180	24	35	30	10	A	NWT2-180 40 1 35 A	5
180	24	40	30	10	A	NWT2-180 40 1 40 A	5
180	24	60	66	10	A	NWT2-180 40 1 60 A	5
180	36	35	42	10	A	NWT2-180 60 1 35 A	5
180	36	40	42	10	A	NWT2-180 60 1 40 A	5
180	36	60	66	10	A	NWT2-180 60 1 60 A	5
180	48	35	54	10	A	NWT2-180 80 1 35 A	5
180	48	35	41	10	B	NWT2-180 80 1 35 B	5
180	48	40	54	10	A	NWT2-180 80 1 40 A	5
180	48	40	41	10	B	NWT2-180 80 1 40 B	5
180	48	60	66	10	A	NWT2-180 80 1 60 A	5

A special purpose cutter with a max diameter of Ø125 and, and Ø123 after last service.

DC	CW	DCB	THUB	ZEFP	TYPE	ID	HDP
125	24	30	30	8	A	NWT2 125 32 3 30 A	2
125	36	30	42	8	A	NWT2 125 48 3 30 A	2
125	48	30	54	8	A	NWT2 125 64 2 30 A	2
125	48	30	41	8	B	NWT2 125 64 2 30 B	2

Description:

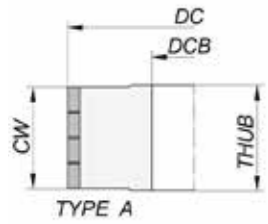
"VPL" jointing cutters with an axial angle of 54 degrees.

Application:

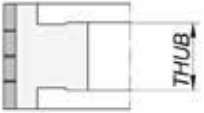
Leveling the coated wood-based boards prior to lamination. Smoothing the edges after formatting. Used on single and double-sided edgebanders. Used together with heads on lines with high feeds.

Information:

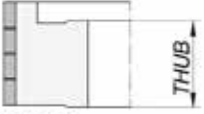
Very good processing quality and tool life, which is 2-3 times longer than standard solutions, thanks to the innovative VPL technology. The VPL technology provides excellent cutting quality at maximum feed and an exceptionally long operating time on single and double-sided edgebanders. Good chip evacuation, cutter for multiple sharpening. A cutter particularly applicable for 15, 16, 18 mm boards, which account for more than 60% of total production.



TYPE A



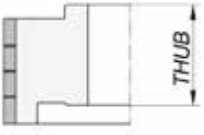
TYPE B



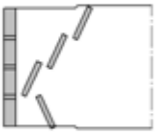
TYPE C



TYPE D



TYPE E



ASYMMETRICAL (Right, Left)

DC	CW	DCB	THUB	ZEFP	TYPE	ID RH	ID LH	HDP
125	30	30	40	4	A	NWVI-125 20 1 30 A P	NWVI-125 20 1 30 A L	4,5
125	30	30	57	4	D	NWVI-125 20 1 30 D P	NWVI-125 20 1 30 D L	4,5
125	30	30	57	4	E	NWVI-125 20 1 30 E P	NWVI-125 20 1 30 E L	4,5
125	38	30	48	4	A	NWVI-125 24 1 30 A P	NWVI-125 24 1 30 A L	4,5
125	38	30	57	4	D	NWVI-125 24 1 30 D P	NWVI-125 24 1 30 D L	4,5
125	38	30	57	4	E	NWVI-125 24 1 30 E P	NWVI-125 24 1 30 E L	4,5
125	46	30	56	4	A	NWVI-125 28 1 30 A P	NWVI-125 28 1 30 A L	4,5
125	46	30	41	4	B	NWVI-125 28 1 30 B P	NWVI-125 28 1 30 B L	4,5
125	46	30	41	4	C	NWVI-125 28 1 30 C P	NWVI-125 28 1 30 C L	4,5
125	46	30	57	4	D	NWVI-125 28 1 30 D P	NWVI-125 28 1 30 D L	4,5
125	46	30	57	4	E	NWVI-125 28 1 30 E P	NWVI-125 28 1 30 E L	4,5
125	54	30	64	4	A	NWVI-125 32 1 30 A P	NWVI-125 32 1 30 A L	4,5
125	54	30	41	4	B	NWVI-125 32 1 30 B P	NWVI-125 32 1 30 B L	4,5
125	54	30	41	4	C	NWVI-125 32 1 30 C P	NWVI-125 32 1 30 C L	4,5
125	54	30	57	4	D	NWVI-125 32 1 30 D P	NWVI-125 32 1 30 D L	4,5
125	54	30	57	4	E	NWVI-125 32 1 30 E P	NWVI-125 32 1 30 E L	4,5
125	62	30	72	4	A	NWVI-125 36 1 30 A P	NWVI-125 36 1 30 A L	4,5
125	62	30	41	4	B	NWVI-125 36 1 30 B P	NWVI-125 36 1 30 B L	4,5
125	62	30	41	4	C	NWVI-125 36 1 30 C P	NWVI-125 36 1 30 C L	4,5
125	62	30	57	4	D	NWVI-125 36 1 30 D P	NWVI-125 36 1 30 D L	4,5
125	62	30	57	4	E	NWVI-125 36 1 30 E P	NWVI-125 36 1 30 E L	4,5
125	30	30	40	5	A	NWVI-125 25 1 30 A P	NWVI-125 25 1 30 A L	4,5
125	30	30	57	5	D	NWVI-125 25 1 30 D P	NWVI-125 25 1 30 D L	4,5
125	30	30	57	5	E	NWVI-125 25 1 30 E P	NWVI-125 25 1 30 E L	4,5
125	38	30	48	5	A	NWVI-125 30 1 30 A P	NWVI-125 30 1 30 A L	4,5
125	38	30	57	5	D	NWVI-125 30 1 30 D P	NWVI-125 30 1 30 D L	4,5
125	38	30	57	5	E	NWVI-125 30 1 30 E P	NWVI-125 30 1 30 E L	4,5
125	46	30	56	5	A	NWVI-125 35 1 30 A P	NWVI-125 35 1 30 A L	4,5
125	46	30	41	5	B	NWVI-125 35 1 30 B P	NWVI-125 35 1 30 B L	4,5
125	46	30	41	5	C	NWVI-125 35 1 30 C P	NWVI-125 35 1 30 C L	4,5
125	46	30	57	5	D	NWVI-125 35 1 30 D P	NWVI-125 35 1 30 D L	4,5
125	46	30	57	5	E	NWVI-125 35 1 30 E P	NWVI-125 35 1 30 E L	4,5
125	54	30	64	5	A	NWVI-125 40 1 30 A P	NWVI-125 40 1 30 A L	4,5
125	54	30	41	5	B	NWVI-125 40 1 30 B P	NWVI-125 40 1 30 B L	4,5
125	54	30	41	5	C	NWVI-125 40 1 30 C P	NWVI-125 40 1 30 C L	4,5
125	54	30	57	5	D	NWVI-125 40 1 30 D P	NWVI-125 40 1 30 D L	4,5
125	54	30	57	5	E	NWVI-125 40 1 30 E P	NWVI-125 40 1 30 E L	4,5
125	62	30	72	6	A	NWVI-125 45 1 30 A P	NWVI-125 45 1 30 A L	4,5
125	62	30	41	6	B	NWVI-125 45 1 30 B P	NWVI-125 45 1 30 B L	4,5
125	62	30	41	6	C	NWVI-125 45 1 30 C P	NWVI-125 45 1 30 C L	4,5
125	62	30	57	6	D	NWVI-125 45 1 30 D P	NWVI-125 45 1 30 D L	4,5
125	62	30	57	6	E	NWVI-125 45 1 30 E P	NWVI-125 45 1 30 E L	4,5

DC	CW	DCB	THUB	ZEFP	TYPE	ID RH	ID LH	HDP
180	30	35	40	8	A	NWVI-180 40 1 35 A P	NWVI-180 40 1 35 A L	4,5
180	30	40	40	8	A	NWVI-180 40 1 40 A P	NWVI-180 40 1 40 A L	4,5
180	30	60	66	8	A	NWVI-180 40 1 60 A P	NWVI-180 40 1 60 A L	4,5
180	38	35	48	8	A	NWVI-180 48 1 35 A P	NWVI-180 48 1 35 A L	4,5
180	38	35	41	8	C	NWVI-180 48 1 35 C P	NWVI-180 48 1 35 C L	4,5
180	38	40	48	8	A	NWVI-180 48 1 40 A P	NWVI-180 48 1 40 A L	4,5
180	38	40	41	8	C	NWVI-180 48 1 40 C P	NWVI-180 48 1 40 C L	4,5
180	38	60	66	8	A	NWVI-180 48 1 60 A P	NWVI-180 48 1 60 A L	4,5
180	46	35	56	8	A	NWVI-180 56 1 35 A P	NWVI-180 56 1 35 A L	4,5
180	46	35	41	8	C	NWVI-180 56 1 35 C P	NWVI-180 56 1 35 C L	4,5
180	46	40	56	8	A	NWVI-180 56 1 40 A P	NWVI-180 56 1 40 A L	4,5
180	46	40	41	8	C	NWVI-180 56 1 40 C P	NWVI-180 56 1 40 C L	4,5
180	46	60	66	8	A	NWVI-180 56 1 60 A P	NWVI-180 56 1 60 A L	4,5
180	54	35	66	8	A	NWVI-180 64 1 35 A P	NWVI-180 64 1 35 A L	4,5
180	54	35	41	8	C	NWVI-180 64 1 35 C P	NWVI-180 64 1 35 C L	4,5
180	54	40	66	8	A	NWVI-180 64 1 40 A P	NWVI-180 64 1 40 A L	4,5
180	54	40	41	8	C	NWVI-180 64 1 40 C P	NWVI-180 64 1 40 C L	4,5
180	54	60	66	8	A	NWVI-180 64 1 60 A P	NWVI-180 64 1 60 A L	4,5
180	62	35	72	8	A	NWVI-180 72 1 35 A P	NWVI-180 72 1 35 A L	4,5
180	62	35	41	8	C	NWVI-180 72 1 35 C P	NWVI-180 72 1 35 C L	4,5
180	62	40	72	8	A	NWVI-180 72 1 40 A P	NWVI-180 72 1 40 A L	4,5
180	62	40	41	8	C	NWVI-180 72 1 40 C P	NWVI-180 72 1 40 C L	4,5
180	62	60	66	8	A	NWVI-180 72 1 60 A P	NWVI-180 72 1 60 A L	4,5
180	30	35	40	12	A	NWVI-180 60 1 35 A P	NWVI-180 60 1 35 A L	4,5
180	30	40	40	12	A	NWVI-180 60 1 40 A P	NWVI-180 60 1 40 A L	4,5
180	30	60	66	12	A	NWVI-180 60 1 60 A P	NWVI-180 60 1 60 A L	4,5
180	38	35	48	12	A	NWVI-180 72 2 35 A P	NWVI-180 72 2 35 A L	4,5
180	38	35	41	12	C	NWVI-180 72 2 35 C P	NWVI-180 72 2 35 C L	4,5
180	38	40	48	12	A	NWVI-180 72 2 40 A P	NWVI-180 72 2 40 A L	4,5
180	38	40	41	12	C	NWVI-180 72 2 40 C P	NWVI-180 72 2 40 C L	4,5
180	38	60	66	12	A	NWVI-180 72 2 60 A P	NWVI-180 72 2 60 A L	4,5
180	46	35	56	12	A	NWVI-180 84 1 35 A P	NWVI-180 84 1 35 A L	4,5
180	46	35	41	12	C	NWVI-180 84 1 35 C P	NWVI-180 84 1 35 C L	4,5
180	46	40	56	12	A	NWVI-180 84 1 40 A P	NWVI-180 84 1 40 A L	4,5
180	46	40	41	12	C	NWVI-180 84 1 40 C P	NWVI-180 84 1 40 C L	4,5
180	46	60	66	12	A	NWVI-180 84 1 60 A P	NWVI-180 84 1 60 A L	4,5
180	54	35	66	12	A	NWVI-180 96 1 35 A P	NWVI-180 96 1 35 A L	4,5
180	54	35	41	12	C	NWVI-180 96 1 35 C P	NWVI-180 96 1 35 C L	4,5
180	54	40	66	12	A	NWVI-180 96 1 40 A P	NWVI-180 96 1 40 A L	4,5
180	54	40	41	12	C	NWVI-180 96 1 40 C P	NWVI-180 96 1 40 C L	4,5
180	54	60	66	12	A	NWVI-180 96 1 60 A P	NWVI-180 96 1 60 A L	4,5
180	62	35	72	12	A	NWVI-180 108 1 35 A P	NWVI-180 108 1 35 A L	4,5
180	62	35	41	12	C	NWVI-180 108 1 35 C P	NWVI-180 108 1 35 C L	4,5
180	62	40	72	12	A	NWVI-180 108 1 40 A P	NWVI-180 108 1 40 A L	4,5
180	62	40	41	12	C	NWVI-180 108 1 40 C P	NWVI-180 108 1 40 C L	4,5
180	62	60	66	12	A	NWVI-180 108 1 60 A P	NWVI-180 108 1 60 A L	4,5



Description:

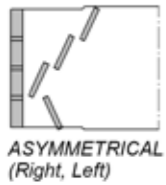
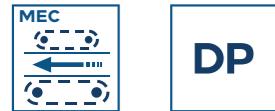
"VPS" Adjustable jointing cutters with an axial angle of 54 degrees.

Application:

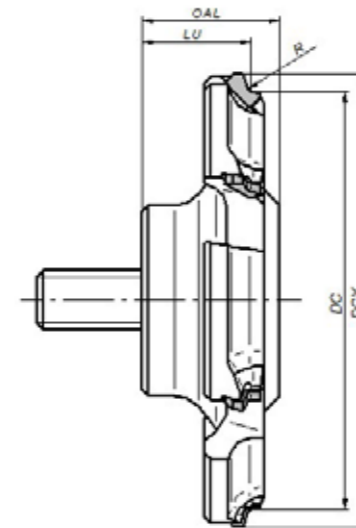
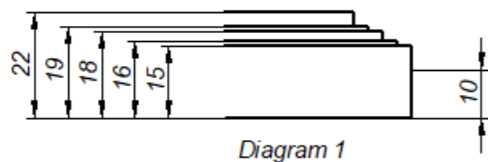
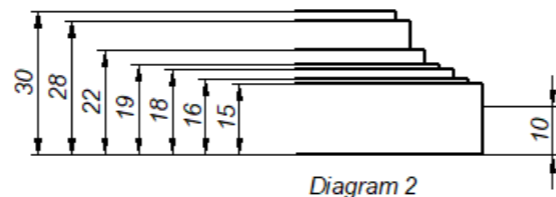
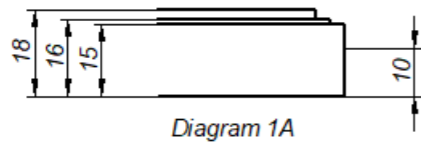
Leveling the coated wood-based boards prior to lamination. Used on single and double-sided edgebanders.

Information:

Very good quality of the processing and service life thanks to the innovative VPL technology. The VPL technology provides excellent cutting quality at maximum feed and an exceptionally long operating time on single and double-sided edgebanders. Good chip evacuation, cutter for multiple sharpening. The best performance is obtained with the boards shown in the diagrams.



DC	CW	DCB	THUB	ZEFP	DIAG	ID RH	ID LH
125	26	30	37	5+10	1A	NWV3-12530130P	NWV3-12530130L
125	35	30	43	5+10	1	NWV3-12535130P	NWV3-12535130L
125	41	30	49	5+10	2	NWV3-12540130P	NWV3-12540130L
127	35	30	43	5+10	1	NWV3-12735130P	NWV3-12735130L
127	41	30	49	5+10	2	NWV3-12740130P	NWV3-12740130L
150	35	30	43	5+10	1	NWV3-15035130P	NWV3-15035130L
150	35	35	43	5+10	1	NWV3-15035135P	NWV3-15035135L
150	41	30	49	5+10	2	NWV3-15040130P	NWV3-15040130L
150	41	35	49	5+10	2	NWV3-15040135P	NWV3-15040135L
180	35	30	43	8+16	1	NWV3-18056130P	NWV3-18056130L
180	35	35	43	8+16	1	NWV3-18056135P	NWV3-18056135L
180	35	40	43	8+16	1	NWV3-18056140P	NWV3-18056140L
180	41	30	49	8+16	2	NWV3-18064130P	NWV3-18064130L
180	41	35	49	8+16	2	NWV3-18064135P	NWV3-18064135L
180	41	40	49	8+16	2	NWV3-18064140P	NWV3-18064140L



Description:

Edge-rounding cutters HSK25R.

Application:

Rounding the edges of coated wood-based boards. Used on one and two-sided edgebanders.

Information:

Tools with 3 mm DP blades mounted on an HSK25R adapter. Good machining quality and service life thanks to the optimized tool geometry. Good chip removal, milling cutter for multiple sharpening, with constant DC diameter and LU length - changing the tool is faster.

DCX	DC	OAL	LU	ZEFP	R	ID RH	ID LH
76	70	23	18	4	R1	NKR1-0760401P	NKR1-0760401L
76	70	23	18	6	R1	NKR1-0760601P	NKR1-0760601L
76	70	23	18	8	R1	NKR1-0760801P	NKR1-0760801L
76	70	23	18	4	R1,5	NKR1-0760402P	NKR1-0760402L
76	70	23	18	6	R1,5	NKR1-0760602P	NKR1-0760602L
76	70	23	18	8	R1,5	NKR1-0760802P	NKR1-0760802L
76	70	23	18	4	R2	NKR1-0760403P	NKR1-0760403L
76	70	23	18	6	R2	NKR1-0760603P	NKR1-0760603L
76	70	23	18	8	R2	NKR1-0760803P	NKR1-0760803L
76	70	23	18	4	R3	NKR1-0760404P	NKR1-0760404L
76	70	23	18	6	R3	NKR1-0760604P	NKR1-0760604L
76	70	23	18	8	R3	NKR1-0760804P	NKR1-0760804L

NKR2



Description:

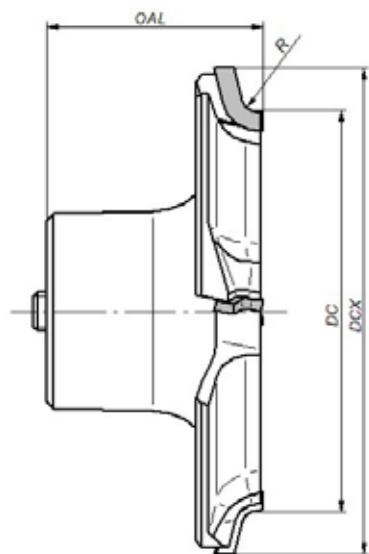
Edge rounding cutters HSK32.

Application:

Rounding the edges of coated wood-based boards. Used on single and double-sided edge-banders.

Information:

Tools with 3 mm DP blades mounted on an HSK32 adapter. Good machining quality and service life due to the optimized tool geometry. Good chip evacuation, cutter for multiple sharpening at LU axle - can be changed faster.



DCX	DC	OAL	LU	ZEFP	R	ID RH	ID LH
75	62	33	31,5	4	R1	NKR2-0750401P	NKR2-0750401L
75	62	33	31,5	6	R1	NKR2-0750601P	NKR2-0750601L
75	62	33	31,5	8	R1	NKR2-0750801P	NKR2-0750801L
75	62	33	31,5	4	R1,5	NKR2-0750402P	NKR2-0750402L
75	62	33	31,5	6	R1,5	NKR2-0750602P	NKR2-0750602L
75	62	33	31,5	8	R1,5	NKR2-0750802P	NKR2-0750802L
75	62	33	31,5	4	R2	NKR2-0750403P	NKR2-0750403L
75	62	33	31,5	6	R2	NKR2-0750603P	NKR2-0750603L
75	62	33	31,5	8	R2	NKR2-0750803P	NKR2-0750803L
75	62	33	31,5	4	R3	NKR2-0750404P	NKR2-0750404L
75	62	33	31,5	6	R3	NKR2-0750604P	NKR2-0750604L
75	62	33	31,5	8	R3	NKR2-0750804P	NKR2-0750804L

NKM1



Description:

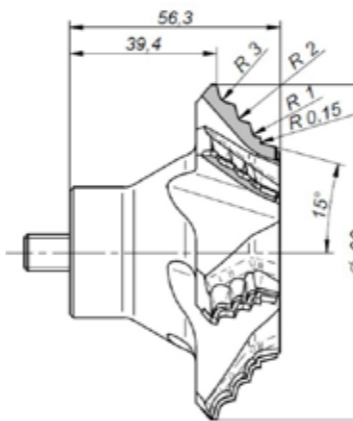
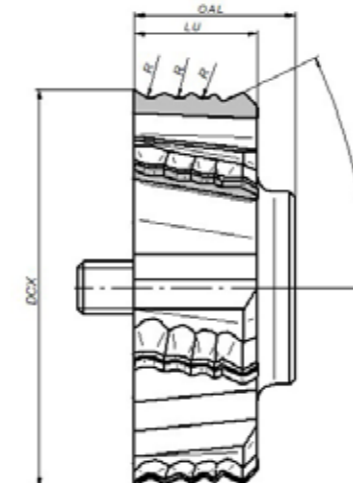
Edge Rounding - Chamfering Cutters Multi.

Application:

Rounding the edges of coated wood-based boards. Used on single and double-sided edge-banders.

Information:

Tools with 3mm DP blades mounted on the HSK25R adapter, it ensures good machining quality and durability thanks to the optimized geometry of the tool. Good chip evacuation, cutter for multiple sharpening at LU length - the tool can be changed faster.



DCX	OAL	LU	ZEFP	R/F	KFA	MFA	ID RH	ID LH
75	30	23	6	R3 R2 R1 F30'			NKMI-0750601P	NKMI-0750601L
75	30	23	6	R1,7 R1 R0,45 F20'			NKMI-0750602P	NKMI-0750602L
75	30	23	6	R3 R2 R1,5 F25'			NKMI-0750603P	NKMI-0750603L
75	30	23	6	R2 R2 R1 F20'			NKMI-0750604P	NKMI-0750604L
75	30	23	6	R2 R1,5 R1 F25'			NKMI-0750605P	NKMI-0750605L
75	30	23	6	R3 R2 R1 F25'			NKMI-0750606P	NKMI-0750606L
75	30	23	6	R1,5 R2 R1,5 F45'			NKMI-0750607P	NKMI-0750607L
75	28	28	6	R2 R2 R2 F20'	•		NKMI-0750608P	NKMI-0750608L
75	28	28	6	R2 R1,5 R1 F25'	•		NKMI-0750609P	NKMI-0750609L
75	28	28	6	R3 R2 R1 F45'	•		NKMI-0750610P	NKMI-0750610L
90	56,3		6	F15 R1 R2 R3		•	NKMI-0900601P	NKMI-0900601L





Description:

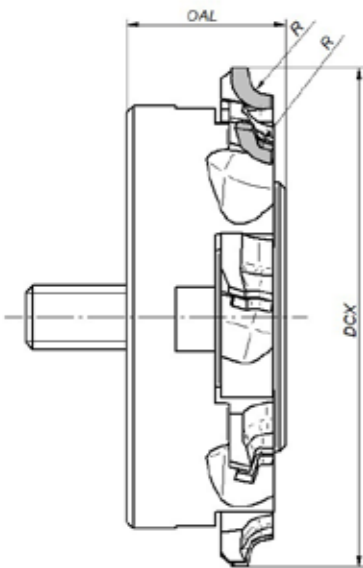
Edge Rounding - Chamfering Cutters.

Application:

Rounding the edges of coated wood-based boards. Used on edgebanders. Homag FK11, FK20, FK21, FF12, FF32, PF21.

Information:

Tools with 3 mm DP blades mounted on the HSK25R adapter, it ensures good machining quality and durability thanks to the optimized geometry of the tool. Good chip evacuation, cutter for multiple sharpening, constant DC diameter and LU length - tool replacement is faster.



DCX	DC	OAL	ZAFP	R/F	ID RH	ID LH
79	70	25	4+4	R2 F20	NKM2-0790801P	NKM2-0790801L
79	70	25	4+4	R2 F45	NKM2-0790802P	NKM2-0790802L
78	70	25	4+4	R1 R2	NKM2-0780801P	NKM2-0780801L
78	70	25	4+4	R1,5 R2	NKM2-0780802P	NKM2-0780802L
78	70	25	4+4	R2 R3	NKM2-0780803P	NKM2-0780803L



Description:

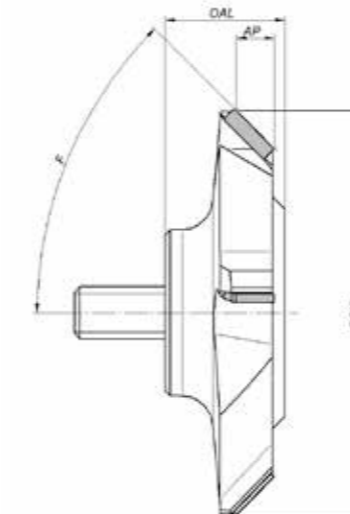
Edge chamfering cutter HSK25R.

Application:

Beveling of the edges of coated wood-based boards. Used on one-sided and two-sided edgebanders.

Information:

Tools with 3 mm DP blades mounted on the HSK25R adapter, it ensures good machining quality and durability thanks to the optimized geometry of the tool. Good chip evacuation, cutter for multiple sharpening at LU length - the tool can be changed faster.



DCX	DC	OAL	CW	ZAFP	R/F	ID RH	ID LH
81	77,2	28	25	4	F05'	NKF1-0810401P	NKF1-0810401L
70,1	68,9	28	10	6	F10'	NKF1-0700602P	NKF1-0700602L
68,9	73	23	12	4	F10'	NKF1-0680401P	NKF1-0680401L
69	73	23	12	6	F10'	NKF1-0690601P	NKF1-0690601L
79	74,7	23	12	4	F10'	NKF1-0790401P	NKF1-0790401L
70	62,5	23,5	15	6	F15'	NKF1-0700601P	NKF1-0700601L
73	68	23	8	4	F20'	NKF1-0730401P	NKF1-0730401L
77	70	23,5	8	4	F20'	NKF1-0770401P	NKF1-0770401L
78	62	23	7,8	4	F45'	NKF1-0780401P	NKF1-0780401L
78	62	23	7	6	F45'	NKF1-0780601P	NKF1-0780601L

Special tools for cutting the excess veneer at the intended height (IMA)

DC	OAL	CW	ZAFP	R/F	ID RH	ID LH
70	23	8	4	F00'	NKF1-0700401P	NKF1-0700401L
70	23	8	6	F00'	NKF1-0700601P	NKF1-0700601L

NKF2

Description:

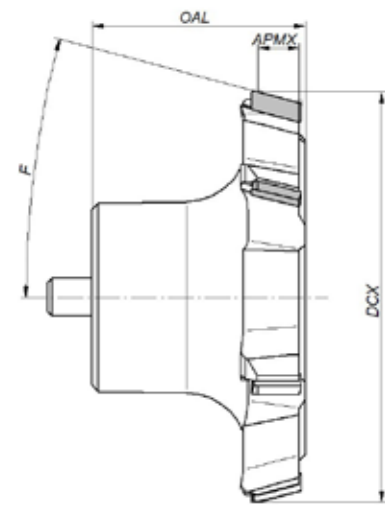
Edge chamfering cutter HSK32.

Application:

Beveling of the edges of coated wood-based boards. Used on single-sided and double-sided edgebanders.

Information:

Tools with 3 mm DP blades mounted on the HSK32 adapter, it ensures good machining quality and durability thanks to the optimized geometry of the tool. Good chip evacuation, cutter for multiple sharpening, constant DC diameter and LU length - tool replacement is faster.



DCX	DC	OAL	LU	CW	ZEFP	R/F	ID RH	ID LH
65,5	62	33	31,5	6,5	4	F15	NKF2-0650401P	NKF2-0650401L
65,5	62	33	31,5	6,5	6	F15	NKF2-0650601P	NKF2-0650601L
65,5	62	33	31,5	6,5	4	F20	NKF2-0650402P	NKF2-0650402L
65,5	62	33	31,5	6,5	6	F20	NKF2-0650602P	NKF2-0650602L
70	62	33	31,5	6,5	4	F45	NKF2-0700401P	NKF2-0700401L
70	62	33	31,5	6,5	6	F45	NKF2-0700601P	NKF2-0700601L

NF01

Description:

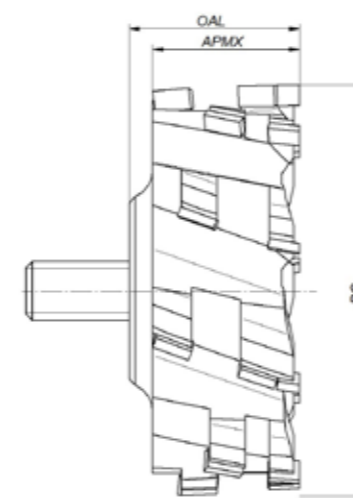
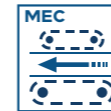
Cutter for SOFTforming, POSTforming.

Application:

Postformatting of coated wood-based boards.

Information:

Tools with 3.5 mm DP blades mounted on the HSK25R adapter, ensuring good machining quality and service life thanks to the optimized tool geometry. Optimum chip evacuation, multiple sharpening.

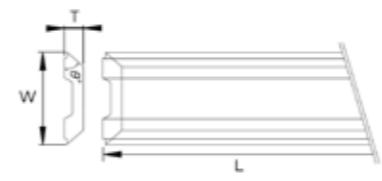
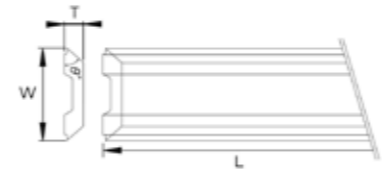
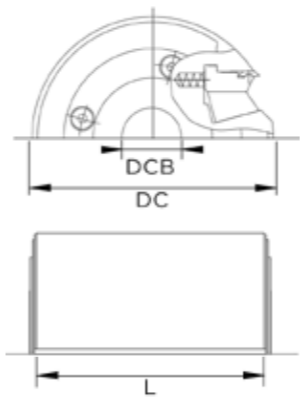


DC	DCB	OAL	APMX	ZEFP	ID RH	ID LH
70	HSK25R	29	25	9+3+3	NF01-0702101P	NF01-0702101L
70	HSK25R	29	25	16+6+6	NF01-0703601P	NF01-0703601L



PLANING AND PROFILING

PLANER HEADS



FNGS1



PRO

Description:

ENSHIN Kanefusa planer heads with self-clamping and self-positioning system for the knives.

Application:

It is used for finishing and roughing operations.

Information:

Good processing quality and durability are ensured by the special geometry of ENSHIN blades and a precise self-locking system.

DC	L	DCB	Z	INDICATION
125	130	40	4	FNGSI-789A869500
125	180	40	4	FNGSI-789A868500
125	230	40	4	FNGSI-789A866500

Description:

ENSHIN HSS planer knives for assembly in the ENSHIN planer heads.

Application:

It is used for finishing and roughing operations.

Information:

5x longer service life compared to standard blades is achieved thanks to the polished cutting edges and the special AMT coating.

L	W	T	ZEFP	INDICATION
130	12,7	2,6	2	FNGSI-797A298611
180	12,7	2,6	2	FNGSI-797A300611
230	12,7	2,6	2	FNGSI-797A299611

Description:

ENSHIN carbide planer heads for installation in ENSHIN planer heads.

Application:

It is used for finishing and roughing operations.

Information:

Excellent service life compared to standard blades is achieved thanks to the polished cutting edges.

L	W	T	Z	INDICATION
130	12,7	2,6	2	FNGSI-797A435900
180	12,7	2,6	2	FNGSI-797A436900
230	12,7	2,6	2	FNGSI-797A351900

FNGS2



Description:

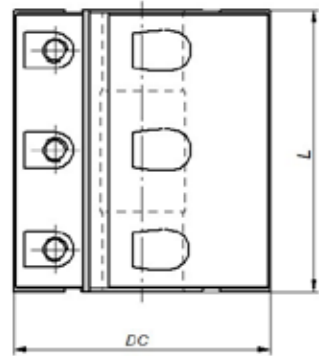
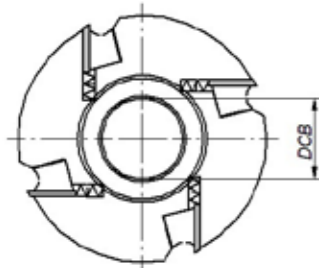
Planer heads for replaceable knives.

Application:

It is used for finishing and roughing operations.

Information:

Good processing quality and service life.



DC	L	DCB	ZEFP	INDICATION
125	100	40	4	FNGS2-12501
125	120	40	4	FNGS2-12502
125	130	40	4	FNGS2-12503
125	150	40	4	FNGS2-12504
125	160	40	4	FNGS2-12505
125	180	40	4	FNGS2-12506
125	230	40	4	FNGS2-12507
140	100	40	6	FNGS2-14001
140	120	40	6	FNGS2-14002
140	130	40	6	FNGS2-14003
140	150	40	6	FNGS2-14004
140	160	40	6	FNGS2-14005
140	180	40	6	FNGS2-14006
140	230	40	6	FNGS2-14007
160	100	40	8	FNGS2-16001
160	120	40	8	FNGS2-16002
160	130	40	8	FNGS2-16003
160	150	40	8	FNGS2-16004
160	160	40	8	FNGS2-16005
160	180	40	8	FNGS2-16006
160	230	40	8	FNGS2-16007

FNGS3



Description:

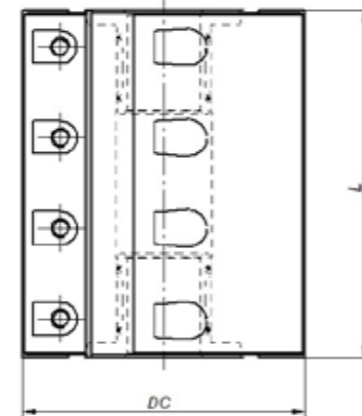
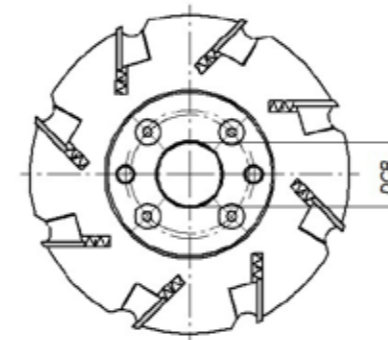
Planer heads for replaceable knives with HYDRAULIC clamping on a spindle.

Application:

It is used for finishing and roughing operations.

Information:

Good processing quality and service life.



DC	L	DCB	ZEFP	INDICATION
125	100	40	4	FNGS3-12501
125	120	40	4	FNGS3-12502
125	130	40	4	FNGS3-12503
125	150	40	4	FNGS3-12504
125	160	40	4	FNGS3-12505
125	180	40	4	FNGS3-12506
125	230	40	4	FNGS3-12507
140	100	40	6	FNGS3-14001
140	120	40	6	FNGS3-14002
140	130	40	6	FNGS3-14003
140	150	40	6	FNGS3-14004
140	160	40	6	FNGS3-14005
140	180	40	6	FNGS3-14006
140	230	40	6	FNGS3-14007
160	100	40	8	FNGS3-16001
160	120	40	8	FNGS3-16002
160	130	40	8	FNGS3-16003
160	150	40	8	FNGS3-16004
160	160	40	8	FNGS3-16005
160	180	40	8	FNGS3-16006
160	230	40	8	FNGS3-16007

FNGS4



FNGS5

Description:

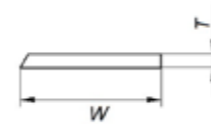
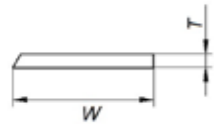
KANEFUSA ST-1 planer knives.

Application:

It is used for finishing and roughing operations.

Information:

5 times longer service life compared to standard blades is achieved thanks to the special AMT coating.



L	W	T	CODE
100	30	3	FNGS4-HSS100X30X3
120	30	3	FNGS4-HSS120X30X3
130	30	3	FNGS4-HSS130X30X3
150	30	3	FNGS4-HSS150X30X3
160	30	3	FNGS4-HSS160X30X3
180	30	3	FNGS4-HSS180X30X3
230	30	3	FNGS4-HSS230X30X3
260	30	3	FNGS4-HSS260X30X3
635	30	3	FNGS4-HSS635X30X3

Description:

18% HSS planer knives.

Application:

It is used for finishing and roughing operations.

Information:

Standard quality and service life.

L	W	T	CODE
80	30	3	FNGS5-HSS80x30x3
100	30	3	FNGS5-HSS100x30x3
110	30	3	FNGS5-HSS110x30x3
120	30	3	FNGS5-HSS120x30x3
130	30	3	FNGS5-HSS130x30x3
140	30	3	FNGS5-HSS140x30x3
150	30	3	FNGS5-HSS150x30x3
160	30	3	FNGS5-HSS160x30x3
180	30	3	FNGS5-HSS180x30x3
200	30	3	FNGS5-HSS200x30x3
210	30	3	FNGS5-HSS210x30x3
230	30	3	FNGS5-HSS230x30x3
310	30	3	FNGS5-HSS310x30x3
330	30	3	FNGS5-HSS330x30x3
410	30	3	FNGS5-HSS410x30x3

L	W	T	CODE
80	35	3	FNGS5-HSS80x35x3
100	35	3	FNGS5-HSS100x35x3
110	35	3	FNGS5-HSS110x35x3
120	35	3	FNGS5-HSS120x35x3
130	35	3	FNGS5-HSS130x35x3
140	35	3	FNGS5-HSS140x35x3
150	35	3	FNGS5-HSS150x35x3
160	35	3	FNGS5-HSS160x35x3
180	35	3	FNGS5-HSS180x35x3
200	35	3	FNGS5-HSS200x35x3
210	35	3	FNGS5-HSS210x35x3
230	35	3	FNGS5-HSS230x35x3
310	35	3	FNGS5-HSS310x35x3
330	35	3	FNGS5-HSS330x35x3
410	35	3	FNGS5-HSS410x35x3

FNGS6

Description:

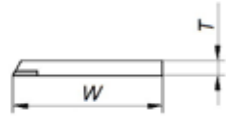
Planer heads with carbide insert.

Application:

It is used for finishing and roughing operations.

Information:

Standard quality and service life.



L	W	T	CODE
45	30	3	FNGS6-HM045x30x3
80	30	3	FNGS6-HM080x30x3
100	30	3	FNGS6-HMI00x30x3
130	30	3	FNGS6-HMI30x30x3
150	30	3	FNGS6-HMI50x30x3
160	30	3	FNGS6-HMI60x30x3
170	30	3	FNGS6-HMI70x30x3
180	30	3	FNGS6-HMI80x30x3
200	30	3	FNGS6-HM200x30x3
220	30	3	FNGS6-HM220x30x3
230	30	3	FNGS6-HM230x30x3
240	30	3	FNGS6-HM240x30x3

L	W	T	CODE
100	35	3	FNGS6-HMI00x35x3
160	35	3	FNGS6-HMI60x35x3
180	35	3	FNGS6-HMI80x35x3
230	35	3	FNGS6-HM230x35x3

NR01

Description:

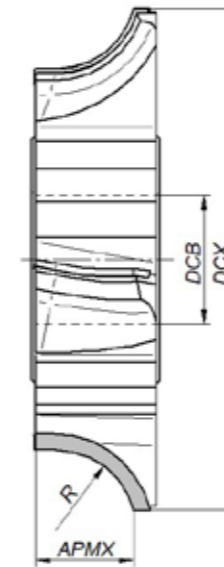
Profile cutter.

Application:

Profiling of wood-based boards. A quarter round.

Information:

Tools with 4 mm DP blades for good machining quality and long service life. Good chip removal, multiple sharpening.



DCX	DCB	APMX	HEIGHT PLATE	R	ZEFP	ROT. DIRECTION	
						ID RH	ID LH
160	30	22	20	R5	4	NR01 160 04 30 01 P	NR01 160 04 30 01 L
160	30	22	20	R8	4	NR01 160 04 30 02 P	NR01 160 04 30 02 L
160	30	22	20	R10	4	NR01 160 04 30 03 P	NR01 160 04 30 03 L
160	30	22	20	R12	4	NR01 160 04 30 04 P	NR01 160 04 30 04 L
160	30	22	20	R15	4	NR01 160 04 30 05 P	NR01 160 04 30 05 L
160	30	22	20	R16	4	NR01 160 04 30 06 P	NR01 160 04 30 06 L
160	30	22	20	R18	4	NR01 160 04 30 07 P	NR01 160 04 30 07 L
160	30	22	20	R19	4	NR01 160 04 30 08 P	NR01 160 04 30 08 L
160	30	22	20	R20	4	NR01 160 04 30 09 P	NR01 160 04 30 09 L
160	30	22	20	R22	4	NR01 160 04 30 10 P	NR01 160 04 30 10 L
160	30	22	20	R25	4	NR01 160 04 30 11 P	NR01 160 04 30 11 L

NR02



Description:

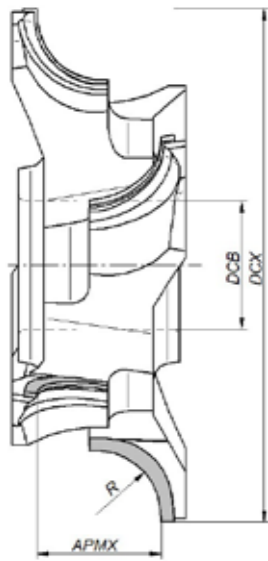
Profile cutter.

Application:

Profiling the wood-based boards. A half round.

Information:

Tools with 4 mm DP blades for good machining quality and long service life. Good chip removal, multiple sharpening. Symmetrical tool.



DCX	DCB	APMX	R	ZEFP	ROT. DIRECTION	
					ID RH	ID LH
160	30	16	R8	4	NR02 160 04 30 01 P	NR02 160 04 30 01 L
160	30	18	R9	4	NR02 160 04 30 02 P	NR02 160 04 30 02 L
160	30	20	R10	4	NR02 160 04 30 03 P	NR02 160 04 30 03 L
160	30	22	R11	4	NR02 160 04 30 04 P	NR02 160 04 30 04 L
160	30	24	R12	4	NR02 160 04 30 05 P	NR02 160 04 30 05 L
160	30	30	R15	4	NR02 160 04 30 06 P	NR02 160 04 30 06 L

NR03



Description:

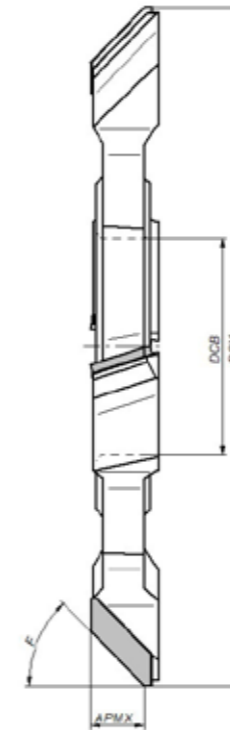
Profile cutter.

Application:

Profiling the wood-based boards. Chamfering of a workpiece.

Information:

Tools with 4 mm DP blades for good machining quality and long service life. Good chip removal, multiple sharpening.



DCX	DCB	APMX	R/F	ZEFP	ROT. DIRECTION	
					ID RH	ID LH
160	30	15	F45'	4	NR03 160 04 30 01 P	NR03 160 04 30 01 L
160	30	20	F45'	4	NR03 160 04 30 02 P	NR03 160 04 30 02 L
160	30	25	F45'	4	NR03 160 04 30 03 P	NR03 160 04 30 03 L

Description:

Profile cutter.

Application:

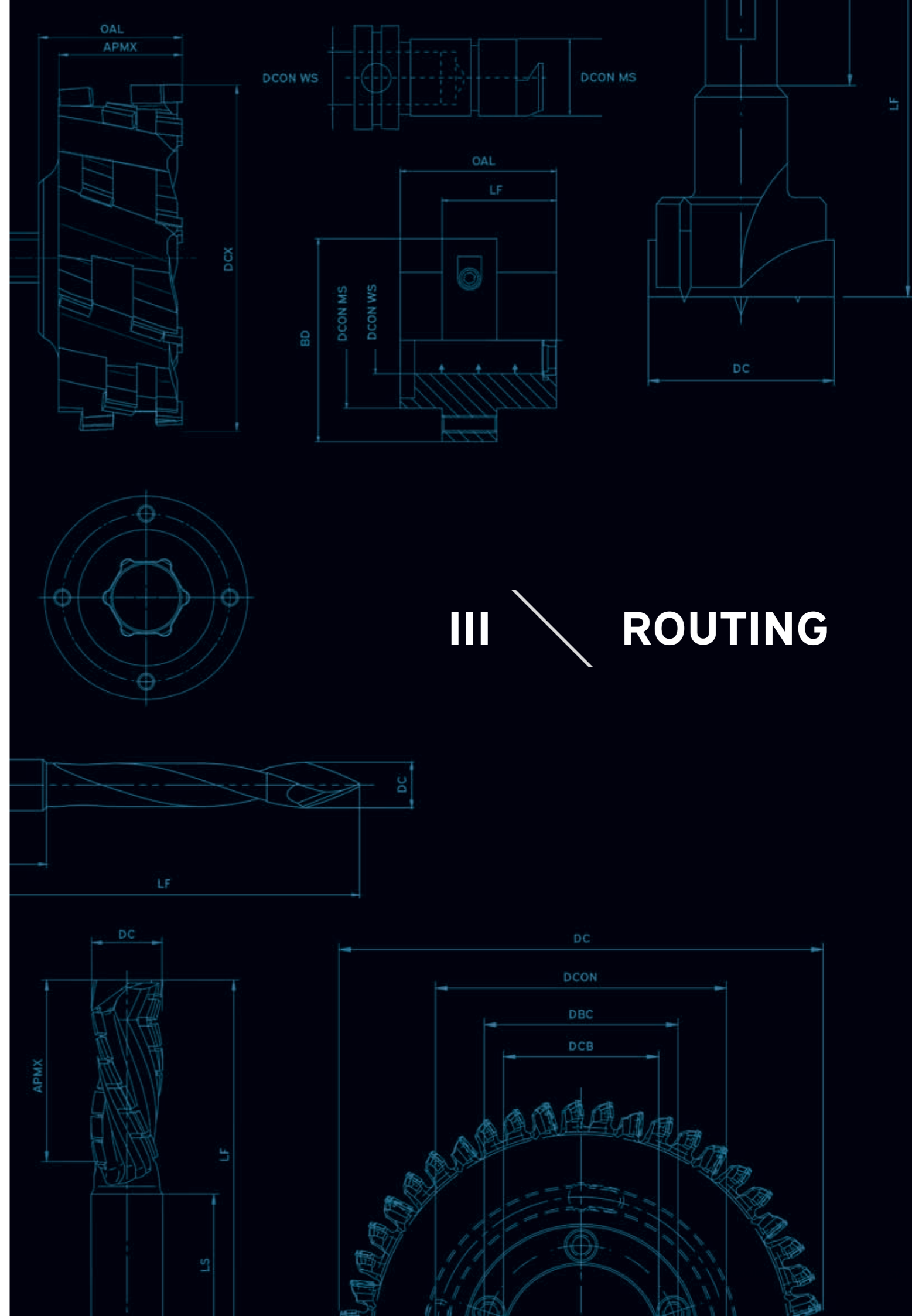
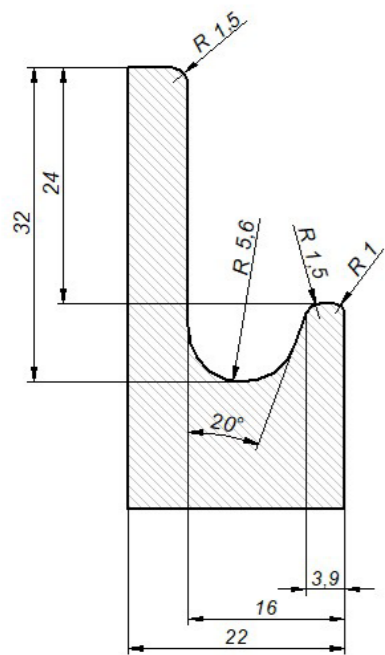
Profiling of wood-based boards. Making a handrail.

Information:

Tools with 4 mm DP blades for good machining quality and long service life. Good chip removal, multiple sharpening.

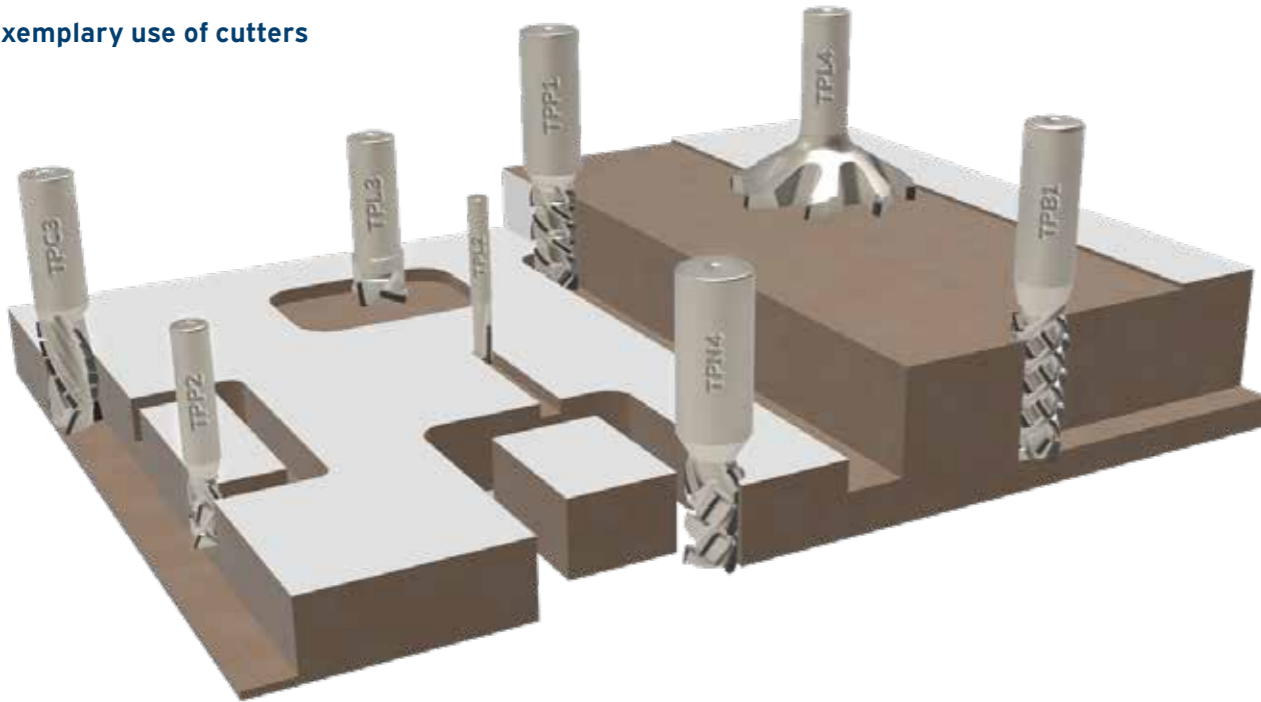


MOUNTING Ø 30			ROT. DIRECTION	
DCX	DCB	ZEFP	ID RH	ID LH
160	35	3	NRL 160 06 35 04 P	NRL 160 06 35 04 L



III ROUTING

Exemplary use of cutters



Tool setting depending on the helical design



› Position the cutter with the negative helix to the bottom surface of the workpiece.



› Position the cutter with the positive helix to the upper surface of the workpiece.

Main direction for wood chip evacuation

For optimal chip removal, tools with a positive helix or those with a predominance of a positive helix should be used.

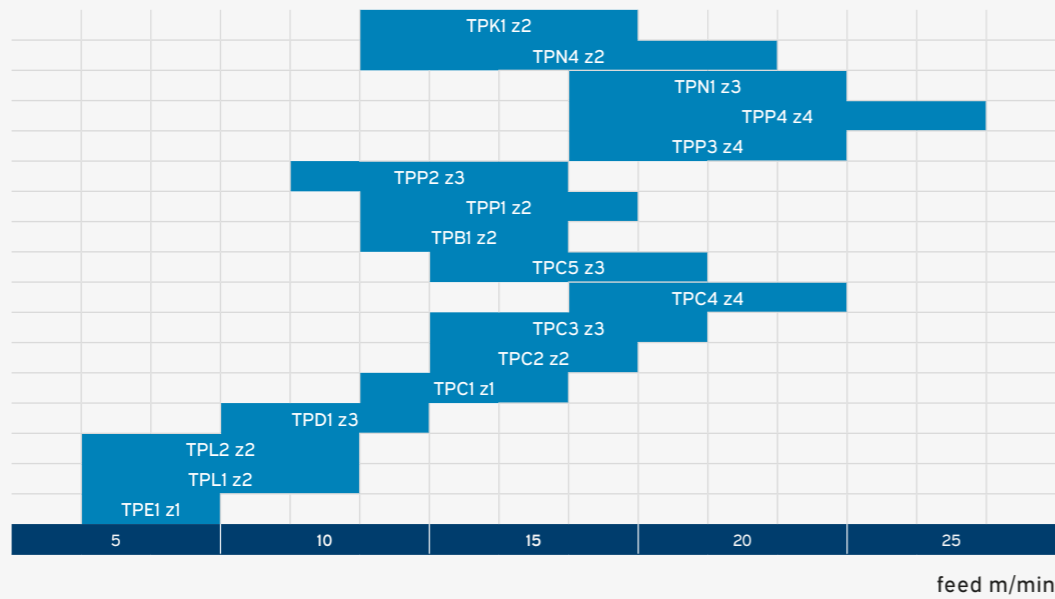


› Negative helix with a cutting plate evacuates the wood chip downwards.



› Positive helix with a cutting plate evacuates the wood chip upwards.

A simplified diagram for the selection of DP shank cutters, depending on the feed



The feed is always selected individually and mainly depends on type of the processed material, working height of the tool, general process conditions and the quality of the surface to be obtained.

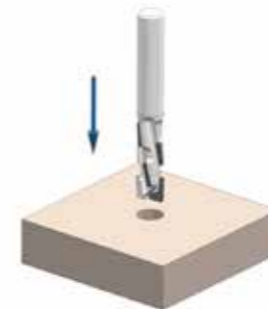
Holders for shank tools:

- › Heat shrinkable holders
- › Hydraulic chucks
- › TRIBOS holders
- › ER type mechanical holders

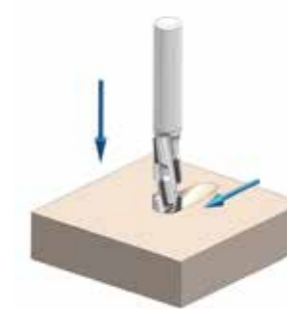
Fixing the workpiece

Stable clamping of the workpiece is very important for stationary machines. Unstable clamping can significantly reduce the quality of cutting and service life of a tool.

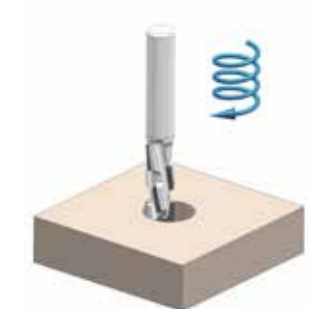
Methods of drilling into the material



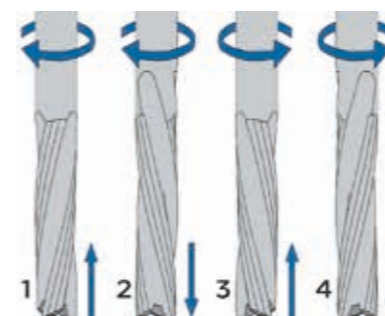
› Axial ramping. Possibility to work only with a milling cutter equipped with a drilling blade.



› Diagonal ramping



› Helical interpolation



Cutters - direction of the helix

1. Positive right helix. Good flow of chips towards the extraction.
2. Negative right helix. Presses down the workpiece.
3. Positive left helix. Good flow of chips towards the extraction.
4. Negative left helix. Presses down the workpiece.



Description:

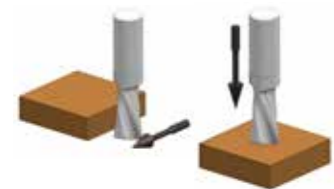
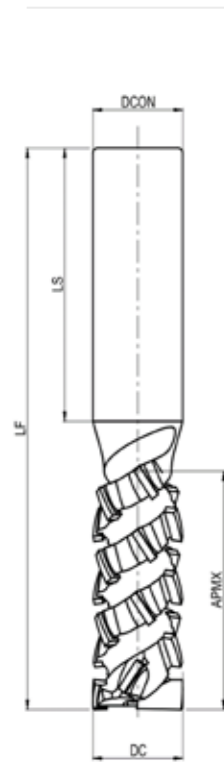
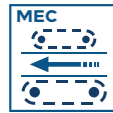
High-performance shank cutter for medium and high feeds rates, z2+2.

Application:

Used on CNC machines for peripheral milling, cutting, rebating and grooving of laminated chipboard, board covered with other types of decors, MDF board and other wood-based materials.

Information:

Tool with 2.5 mm DP blades. Two full cutting edges arranged in a helix and a negative blade angle allow you to process various plate heights with one tool. Alternating shear angles of the blade ensure good quality of the top and bottom edges in the processed material. The positive helix of the chip groove ensures a better chip removal in upwards direction. Multiple sharpening x5.



DC	APMX	SHANK		LF	Z	INDICATION	
		DCON	LS			R	L
12	28	12	45	83	2+2	TPBI-012121201P	TPBI-012121201L
12	37	12	45	92	2+2	TPBI-012161201P	TPBI-012161201L
16	27	16	50	88	2+2	TPBI-016121601P	TPBI-016121601L
16	31	16	50	93	2+2	TPBI-016141601P	TPBI-016141601L
16	39	16	50	97	2+2	TPBI-016181601P	TPBI-016181601L
16	44	16	50	101	2+2	TPBI-016201601P	TPBI-016201601L
16	48	16	50	105	2+2	TPBI-016221601P	TPBI-016221601L
18	31	20	50	93	2+2	TPBI-018142001P	TPBI-018142001L
18	39	20	50	97	2+2	TPBI-018182001P	TPBI-018182001L
18	44	20	50	101	2+2	TPBI-018202001P	TPBI-018202001L
18	48	20	50	105	2+2	TPBI-018222001P	TPBI-018222001L
20	34	20	55	101	2+2	TPBI-020162001P	TPBI-020162001L
20	38	20	55	105	2+2	TPBI-020182001P	TPBI-020182001L
20	46	20	55	110	2+2	TPBI-020222001P	TPBI-020222001L
20	50	20	55	114	2+2	TPBI-020242001P	TPBI-020242001L
20	54	20	55	118	2+2	TPBI-020262001P	TPBI-020262001L



Description:

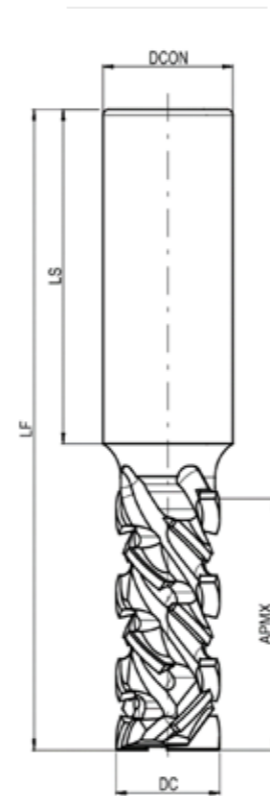
Shank cutter with negative spiral for medium to high feed, z2+2.

Application:

Used on CNC machines for peripheral milling, cutting, rebating and grooving of laminated chipboard, board covered with other types of decors, MDF board and other wood-based materials.

Information:

Tool with 3.2 mm DP blades. The large axial angle of 50 degrees ensures excellent quality of the edge processing in boards covered with laminate, foil or thin paper veneer. Two full blades arranged on four helices ensure stable operation, and the optimized insert geometry ensures long service life. Multiple sharpening x7.



DC	APMX	SHANK		LF	Z	INDICATION	
		DCON	LS			R	L
16	25	16	50	85	2+2	TPPI-016101601P	TPPI-016101601L
16	30	16	50	90	2+2	TPPI-016121601P	TPPI-016121601L
16	35	16	50	95	2+2	TPPI-016141601P	TPPI-016141601L
16	40	16	50	100	2+2	TPPI-016161601P	TPPI-016161601L
16	25	20	50	90	2+2	TPPI-016102001P	TPPI-016102001L
16	30	20	50	95	2+2	TPPI-016122001P	TPPI-016122001L
16	35	20	50	100	2+2	TPPI-016142001P	TPPI-016142001L
16	40	20	50	105	2+2	TPPI-016162001P	TPPI-016162001L
20	25	20	50	85	2+2	TPPI-020102001P	TPPI-020102001L
20	30	20	50	90	2+2	TPPI-020122001P	TPPI-020122001L
20	35	20	50	95	2+2	TPPI-020142002P	TPPI-020142002L
20	40	20	50	100	2+2	TPPI-020162001P	TPPI-020162001L
20	45	20	50	105	2+2	TPPI-020182001P	TPPI-020182001L
20	50	20	50	110	2+2	TPPI-020202001P	TPPI-020202001L



Description:

Shank cutter with negative spiral for medium to high feed, z3+3.

Application:

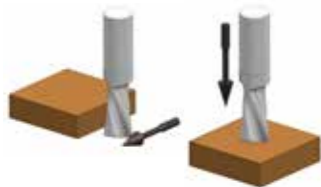
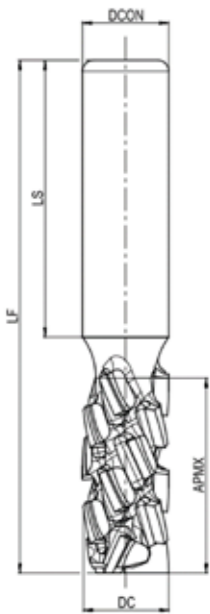
Used for formatting, cutting, grooving, rebating, copying the chipboard, MDF, raw board, melamine and paper, HPL, veneer, foil-covered materials.

Information:

Tool with 3 mm DP blades. Design of the tool with 3 full blades ensures high-performance milling with perfect quality of the machined edges, thanks to positioning of the blades with a positive and negative axial angle.

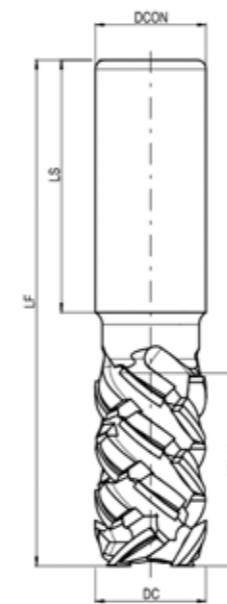
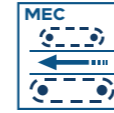
Multiple sharpening:

- > DC 12 DP 2.5mm assumed number of sharpening 5.
- > DC 16 DP 3.0mm assumed number of sharpening 6.



DC	APMX	SHANK		LF	Z	INDICATION		HEIGHT OF THE SCORING BLADE
		DCON	LS			R	L	
12	24	12	50	80	3+3	TPP2D-012I21203P	TPP2D-012I21203L	6,7
12	24	12	45	75	3+3	TPP2D-012I21209P	TPP2D-012I21209L	4,8
12	30	12	50	85	3+3	TPP2D-012I51201P	TPP2D-012I51201L	6,7
16	24	16	50	85	3+3	TPP2-016I21601P	TPP2-016I21601L	7,0
16	24	20	50	90	3+3	TPP2-016I22001P	TPP2-016I22001L	7,0
16	24	25	60	100	3+3	TPP2-016I22501P	TPP2-016I22501L	7,0
16	30	16	50	90	3+3	TPP2-016I51601P	TPP2-016I51601L	7,0
16	30	20	50	95	3+3	TPP2-016I52001P	TPP2-016I52001L	7,0
16	30	25	60	105	3+3	TPP2-016I52501P	TPP2-016I52501L	7,0
16	35	16	50	95	3+3	TPP2-016I81601P	TPP2-016I81601L	7,0
16	35	20	50	100	3+3	TPP2-016I82001P	TPP2-016I82001L	7,0
16	35	25	60	110	3+3	TPP2-016I82501P	TPP2-016I82501L	7,0
16	40	16	50	100	3+3	TPP2-016I211601P	TPP2-016I211601L	7,0
16	40	20	50	105	3+3	TPP2-016I212001P	TPP2-016I212001L	7,0
16	40	25	60	115	3+3	TPP2-016I212501P	TPP2-016I212501L	7,0
20	24	20	50	85	3+3	TPP2-020I22001P	TPP2-020I22001L	7,0
20	24	25	60	100	3+3	TPP2-020I22501P	TPP2-020I22501L	7,0
20	30	20	50	90	3+3	TPP2-020I52001P	TPP2-020I52001L	7,0
20	30	25	60	105	3+3	TPP2-020I52501P	TPP2-020I52501L	7,0
20	35	20	50	95	3+3	TPP2-020I82001P	TPP2-020I82001L	7,0
20	35	25	60	110	3+3	TPP2-020I82502P	TPP2-020I82502L	7,0
20	40	20	50	100	3+3	TPP2-020I212001P	TPP2-020I212001L	7,0
20	40	25	60	115	3+3	TPP2-020I212501P	TPP2-020I212501L	7,0

*Ø12 with highly stiff tool body
Ø16 with stiff tool body



Description:

Shank cutter with negative spiral for medium to high feed, z4.

Application:

Used for leveling, formatting, cutting, perimeter processing, chipboard, MDF, raw board, melamine and paper, HPL, veneer, foil-covered materials.

Information:

Tool with 3.5 mm DP blades. The cutters are designed for very efficient operation while maintaining the highest quality of the processed material. Four blades, which cut simultaneously, are positioned at a very large axial angle and ensure unrivaled service life, as well as quiet and stable operation of the tool. Multiple sharpening x5. No drilling possible.

DC	APMX	SHANK		LF	Z	INDICATION	
		DCON	LS			R	L
25	32	25	55	100	4	TPP3-025I62502P	TPP3-025I62502L
25	32	20	60	100	4	TPP3-025I62001P	TPP3-025I62001L
25	42	25	55	110	4	TPP3-025I202501P	TPP3-025I202501L
25	32	25	55	100	4+1	TPP3-025I62503P	TPP3-025I62503L



Description:

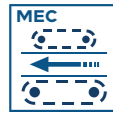
High-performance shank cutter for high feed rates, z4+1.

Application:

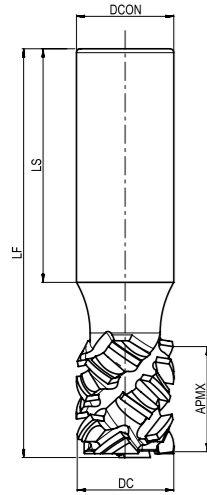
Used on CNC machines for peripheral milling, cutting laminated chipboard, boards edged with other types of decors, MDF boards, and other wood-based materials.

Information:

Tool with 4 mm DP blades. A large axial angle of 54 degrees ensures excellent edge machining quality on boards covered with laminate, foil, or thin paper veneer. Two full blades distributed across four spirals provide stable operation, while the optimized insert geometry ensures long service life. Can be resharpened up to 8 times.



DC	APMX	SHANK		LF	Z	INDICATION	
		DCON	LS			R	L
25	27	25	60	105	4+1	TPP4-25192501P	TPP4-25192501L
25	31,5	25	60	109,5	4+1	TPP4-25222501P	TPP4-25222501L
25	36	25	60	114	4+1	TPP4-25252501P	TPP4-25252501L
25	40,5	25	60	118,5	4+1	TPP4-25282501P	TPP4-25282501L
25	45	25	60	123	4+1	TPP4-25312501P	TPP4-25312501L
25	49,5	25	60	127,5	4+1	TPP4-25342501P	TPP4-25342501L



Description:

Shank cutter with DENSIMET body, z3+1.

Application:

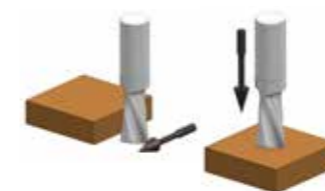
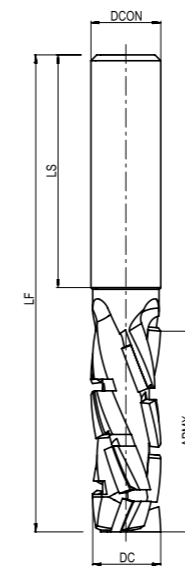
Used on CNC machines for peripheral milling, cutting, grooving, nesting, and slotting of laminated chipboard, veneered boards with various types of finishes, MDF boards, and other wood-based materials.

Information:

Three cutting edges with alternating shear angles ensure good quality of the material's machined edge. Multiple sharpening x3.



DC	APMX	SHANK		LF	Z	INDICATION	
		DCON	LS			R	L
12	25	12	40	75	2+1	TPD1-010071201P	TPD1-010071201L
12	34	12	40	80	2+1	TPD1-012091202P	TPD1-012091202L
12	25	12	40	75	3+1	TPD1-012091201P	TPD1-012091201L
12	34	12	40	82	3+1	TPD1-012121201P	TPD1-012121201L
10	27	10	40	77	2+1	TPD1-010061001P	TPD1-010061001L
10	35	10	40	84	2+1	TPD1-010081001P	TPD1-010081001L





Description:

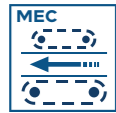
Positive spiral shank cutter for medium to high feed, z3+1.

Application:

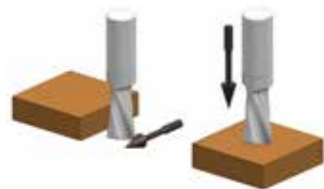
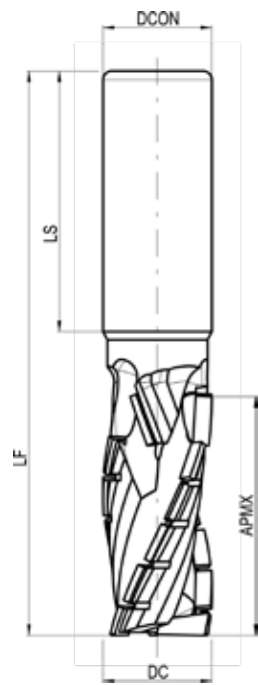
For nesting, formatting and cutting operations. Chipboard, MDF, raw boards, melamine and paper, HPL, veneer, foil-covered materials.

Information:

Tool with 3.8 mm DP blades. Design of the tool ensures optimal cutting quality, and as a result of the axial angle directed from the bottom it provides very good chip evacuation, and the insert cutting from the top provides very good quality of the top edge. Multiple sharpening x8. Position the cutter to the top plane of the workpiece.



DC	APMX	SHANK		LF	Z	INDICATION	
		DCON	LS			R	L
25	48	25	60	120	3+1	TPN1-025152501P	TPN1-025152501L
25	48	25	90	150	3+1	TPN1-025182503P	TPN1-025182503L
25	40	20	50	100	3+1	TPN1-025152001P	TPN1-025152001L
25	55	25	60	130	3+1	TPN1-025182502P	TPN1-025182502L



Description:

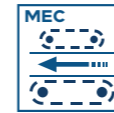
Shank cutter with a positive spiral for medium and high feed rates, z2+2.

Application:

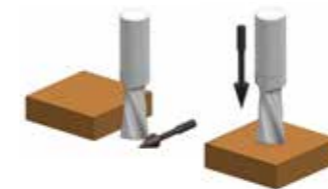
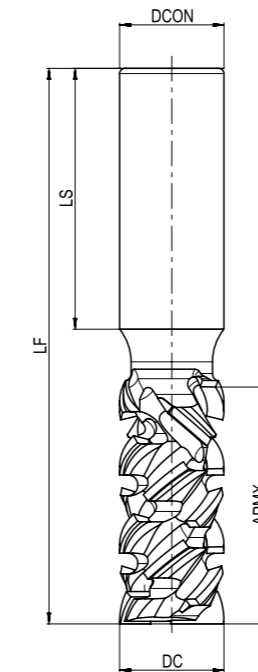
Used on CNC machines for peripheral milling, cutting, grooving, and slotting of laminated chipboards, veneered panels, MDF, and other wood-based materials.

Information:

Tool with DP blades, 3.2 mm. A large axial angle of 50 degrees ensures excellent edge quality in laminated boards, foil-coated boards, or thin paper-covered edges. Two solid blades distributed over four spirals provide stable operation, and the optimized plate geometry ensures long service life. Multiple sharpening x6.



DC	APMX	SHANK		LF	Z	INDICATION	
		DCON	LS			R	L
16	25	16	50	87	2+2	TPN4-016101601P	TPN4-016101601L
16	30	16	50	92	2+2	TPN4-016121601P	TPN4-016121601L
16	35	16	50	97	2+2	TPN4-016141601P	TPN4-016141601L
16	40	16	50	102	2+2	TPN4-016161601P	TPN4-016161601L
16	25	20	50	87	2+2	TPN4-016102001P	TPN4-016102001L
16	30	20	50	92	2+2	TPN4-016122001P	TPN4-016122001L
16	35	20	50	97	2+2	TPN4-016142001P	TPN4-016142001L
16	40	20	50	102	2+2	TPN4-016162001P	TPN4-016162001L
20	25	20	50	87	2+2	TPN4-020102001P	TPN4-020102001L
20	30	20	50	92	2+2	TPN4-020122001P	TPN4-020122001L
20	35	20	50	97	2+2	TPN4-020142001P	TPN4-020142001L
20	40	20	50	102	2+2	TPN4-020162001P	TPN4-020162001L
20	45	20	50	107	2+2	TPN4-020182001P	TPN4-020182001L
20	50	20	50	112	2+2	TPN4-020202001P	TPN4-020202001L





Description:

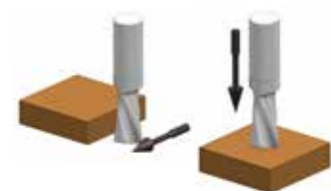
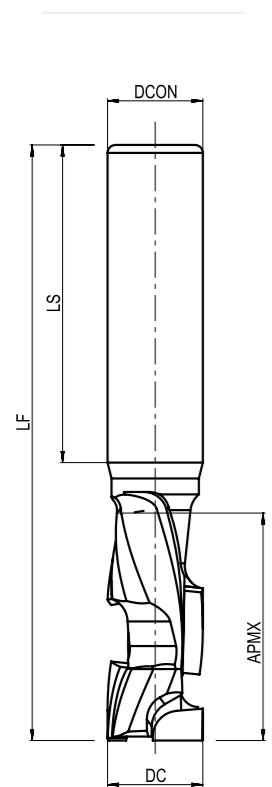
Economical shank cutter with negative spiral for low feed, z1+1.

Application:

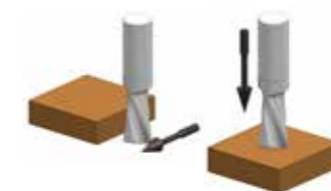
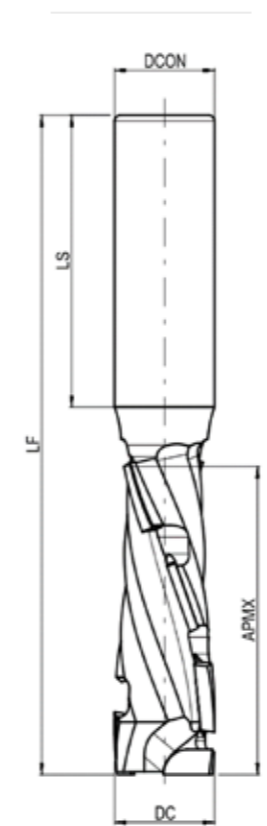
Stosowane na MACHINIEch CNC do frezowania obwodowego, rozcinania, wręgowania i rowkowania płyty wiórowej laminowanej, płyty oklejonej innymi rodzajami dekorów, płyty MDF i innych materiałów drewnopochodnych.

Information:

Narzędzie z ostrzami DP 2 mm. Jedna krawędź tnąca z naprzemiennymi kątami ścinania zapewnia dobrą jakość obrabianej krawędzi materiału. Wielokrotne ostrzenie x3.



DCX	APMX	SHANK		LF	Z	INDICATION	
		DCON	LS			R	L
10	25	12	40	75	1+1	TPESI-01005120IP	TPESI-01005120IL
12	25	12	40	75	1+1	TPESI-01205120IP	TPESI-01205120IL
12	35	12	40	85	1+1	TPESI-01207120IP	TPESI-01207120IL
16	25	16	50	85	1+1	TPESI-01604160IP	TPESI-01604160IL
16	35	16	50	95	1+1	TPESI-01605160IP	TPESI-01605160IL
18	43	20	50	103	1+1	TPESI-01806200IP	TPESI-01806200IL
20	25	20	50	85	1+1	TPESI-02004200IP	TPESI-02004200IL
20	35	20	50	95	1+1	TPESI-02005200IP	TPESI-02005200IL
20	43	20	50	103	1+1	TPESI-02006200IP	TPESI-02006200IL



Description:

Shank cutter with negative spiral for low to medium feed, z1+1. With HW plunge tip.

Application:

Used on CNC machines for peripheral milling, cutting, rebating and grooving of laminated chipboard, board covered with other types of decors, MDF board and other wood-based materials.

Information:

Tool with DP blades. Split cutting edges with alternating shear angles ensure good quality of the processed material edge.

Multiple sharpening:

- > DC 16 DP 2.5mm - assumed number of sharpening 5.
- > DC 18-20 DP 3.0mm - assumed number of sharpening 6.

DC	APMX	SHANK		LF	Z	INDICATION	
		DCON	LS			R	L
16	26	16	50	90	1+1	TPCI-01604160IP	TPCI-01604160IL
16	35	20	50	96	1+1	TPCI-01605160IP	TPCI-01605160IL
16	43	20	50	105	1+1	TPCI-01606160IP	TPCI-01606160IL
18	35	20	50	96	1+1	TPCI-01805200IP	TPCI-01805200IL
18	43	20	50	105	1+1	TPCI-01806200IP	TPCI-01806200IL
18	52	20	50	113	1+1	TPCI-01807200IP	TPCI-01807200IL
20	43	20	50	105	1+1	TPCI-02006200IP	TPCI-02006200IL
20	52	20	50	113	1+1	TPCI-02007200IP	TPCI-02007200IL
20	60	20	50	122	1+1	TPCI-02008200IP	TPCI-02008200IL

TPC2



Description:

Shank cutter with negative spiral for medium feed, z2+1.

Application:

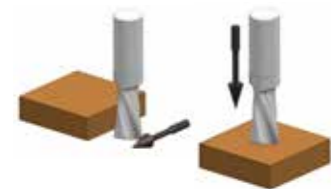
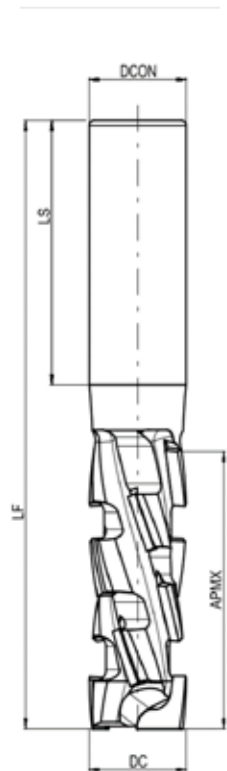
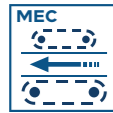
Used on CNC machines for peripheral milling, cutting, rebating and grooving of laminated chipboard, board covered with other types of decors, MDF board and other wood-based materials.

Information:

Tool with DP blades. Divided cutting edges with alternating shear angles ensure good quality of the processed material edge. Larger gaps between the plates make evacuation of the chip easier.

Multiple sharpening:

- > DP 16-18 DP 2.5mm assumed number of sharpening 5.
- > DP 20-25 DP 3.0mm assumed number of sharpening 6.



DC	APMX	SHANK		LF	Z	INDICATION	
		DCON	LS			R	L
16	27	16	50	90	2+1	TPC2-016061601P	TPC2-016061601L
16	35	16	50	100	2+1	TPC2-016081601P	TPC2-016081601L
16	44	16	50	105	2+1	TPC2-016101601P	TPC2-016101601L
18	26	20	50	90	2+1	TPC2-018062001P	TPC2-018062001L
18	35	20	50	100	2+1	TPC2-018082001P	TPC2-018082001L
18	43	20	50	105	2+1	TPC2-018102001P	TPC2-018102001L
18	52	20	50	115	2+1	TPC2-018122001P	TPC2-018122001L
20	26	20	50	90	2+1	TPC2-020062001P	TPC2-020062001L
20	35	20	50	100	2+1	TPC2-020082001P	TPC2-020082001L
20	43	20	50	105	2+1	TPC2-020102001P	TPC2-020102001L
20	52	20	50	115	2+1	TPC2-020122001P	TPC2-020122001L
25	35	25	55	105	2+1	TPC2-025082501P	TPC2-025082501L
25	43	25	55	110	2+1	TPC2-025102501P	TPC2-025102501L
25	52	25	55	120	2+1	TPC2-025122501P	TPC2-025122501L
25	60	25	55	130	2+1	TPC2-025142501P	TPC2-025142501L
25	69	25	55	135	2+1	TPC2-025162501P	TPC2-025162501L

TPC3



Description:

Shank cutter with negative spiral for medium to high feed, z3+1.

Application:

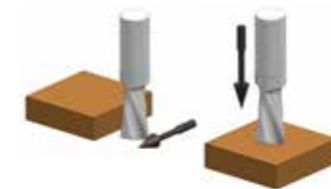
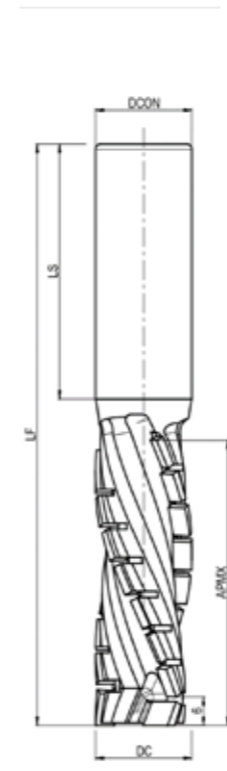
Used on CNC machines for peripheral milling, cutting, rebating and grooving of laminated chipboard, board covered with other types of decors, MDF board and other wood-based materials.

Information:

Tool with DP blades. Split cutting edges with alternating shear angles ensure good quality of the processed material edge.

Multiple sharpening:

- > DC 16 DP 2.7mm assumed number of sharpening 5.
- > DC 20-25 DP 3.7mm assumed number of sharpening 8.



DC	APMX	SHANK		LF	Z	INDICATION	
		DCON	LS			R	L
16	21	16	50	80	3+1	TPC3-016091601P	TPC3-016091601L
16	27	16	50	90	3+1	TPC3-016121601P	TPC3-016121601L
16	34	16	50	95	3+1	TPC3-016151601P	TPC3-016151601L
16	40	16	50	100	3+1	TPC3-016181601P	TPC3-016181601L
20	33	20	50	95	3+1	TPC3-020152001P	TPC3-020152001L
20	40	20	50	100	3+1	TPC3-020182001P	TPC3-020182001L
20	47	20	50	110	3+1	TPC3-020212001P	TPC3-020212001L
20	53	20	50	115	3+1	TPC3-020242001P	TPC3-020242001L
25	33	25	55	100	3+1	TPC3-025152501P	TPC3-025152501L
25	40	25	55	105	3+1	TPC3-025182501P	TPC3-025182501L
25	47	25	55	115	3+1	TPC3-025212501P	TPC3-025212501L
25	53	25	55	120	3+1	TPC3-025242501P	TPC3-025242501L
25	60	25	55	125	3+1	TPC3-025272501P	TPC3-025272501L
25	67	25	55	130	3+1	TPC3-025302501P	TPC3-025302501L

TPC4



Description:

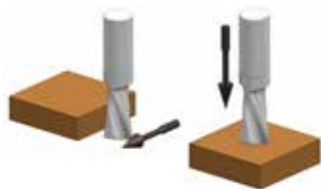
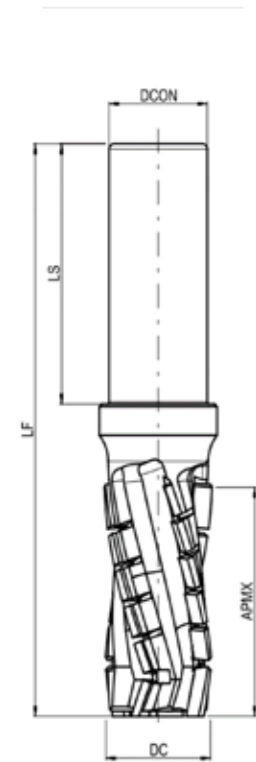
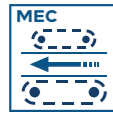
Shank cutter with negative spiral for high feeds, z4+1.

Application:

Used on CNC machines for peripheral milling, cutting, rebating and grooving of laminated chipboard, board covered with other types of decors, MDF board and other wood-based materials.

Information:

Tool with 3.7 mm DP blades. Split cutting edges with alternating shear angles ensure good quality of the processed material edge. Multiple sharpening x8.



DC	APMX	SHANK		LF	Z	INDICATION	
		DCON	LS			R	L
20	23	20	50	85	4+1	TPC4-02012200IP	TPC4-02012200IL
20	30	20	50	90	4+1	TPC4-02016200IP	TPC4-02016200IL
20	37	20	50	100	4+1	TPC4-02020200IP	TPC4-02020200IL
22	23	20	50	90	4+1	TPC4-02212200IP	TPC4-02212200IL
22	30	20	50	95	4+1	TPC4-02216200IP	TPC4-02216200IL
22	37	20	50	105	4+1	TPC4-02220200IP	TPC4-02220200IL
22	44	20	50	110	4+1	TPC4-02224200IP	TPC4-02224200IL
22	50	20	50	115	4+1	TPC4-02228200IP	TPC4-02228200IL
25	23	25	55	90	4+1	TPC4-02512250IP	TPC4-02512250IL
25	30	25	55	95	4+1	TPC4-02516250IP	TPC4-02516250IL
25	37	25	55	105	4+1	TPC4-02520250IP	TPC4-02520250IL
25	44	25	55	110	4+1	TPC4-02524250IP	TPC4-02524250IL
25	50	25	55	115	4+1	TPC4-02528250IP	TPC4-02528250IL
25	57	25	55	120	4+1	TPC4-02532250IP	TPC4-02532250IL

TPC5



Description:

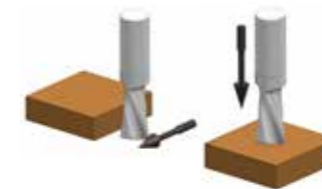
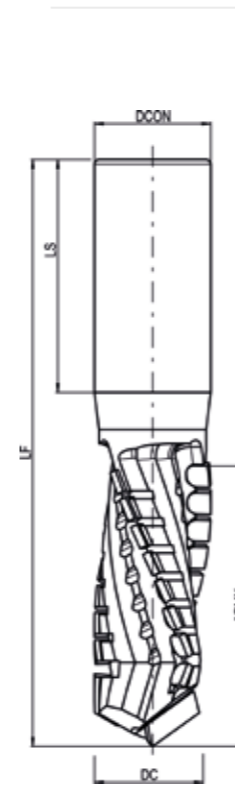
Shank cutter with negative spiral for medium feeds, z3+1.

Application:

Used on CNC machines for peripheral milling, cutting, laminated chipboard, boards covered with other types of decors, MDF boards and other wood-based materials.

Information:

Tool with 5 mm DP blades. Split cutting edges with alternating shear angles ensure good quality of the processed material edge. Drilling blade - through construction. Multiple sharpening x10.



DC	APMX	SHANK		LF	Z	INDICATION	
		DCON	LS			R	L
20	48	20	50	115	3+1	TPC5-02019200IP	TPC5-02019200IL
20	60	20	50	126	3+1	TPC5-02025200IP	TPC5-02025200IL
25	60	25	50	126	3+1	TPC5-02525250IP	TPC5-02525250IL
25	48	25	50	115	3+1	TPC5-02519250IP	TPC5-02519250IL

TPK1



Description:

Double-sided shank cutter with negative spiral for medium feeds, z2+1.

Application:

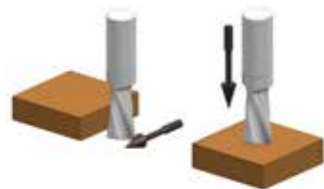
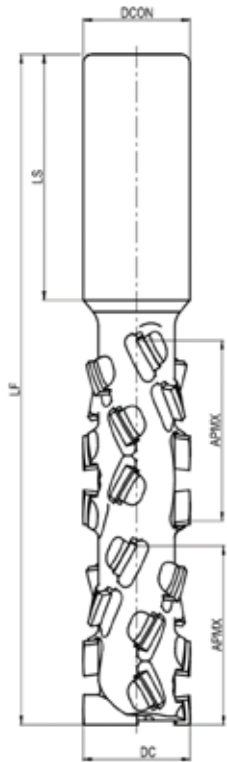
Formatting, cutting, anti-tearing processing of chipboard, MDF, raw and coated boards.

Information:

Tool with 3.5 mm DP blades. Efficient formatting of taped materials with perfect quality of the processed edges. By moving the tools in axial direction and changing direction of rotation, we can freely process end corners that are susceptible to tearing out when using one tool. The tool can operate with right or left hand rotations and be used as an undercutting cutter. Multiple sharpening x8.



DC	APMX	SHANK		LF	Z	INDICATION
		DCON	LS			
25	28	25	55	128	2+1	TPK1-02520250IPL
25	35	25	55	140	2+1	TPK1-02524250IPL
25	40	25	55	150	2+1	TPK1-02528250IPL



TPL1



Description:

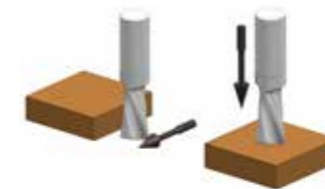
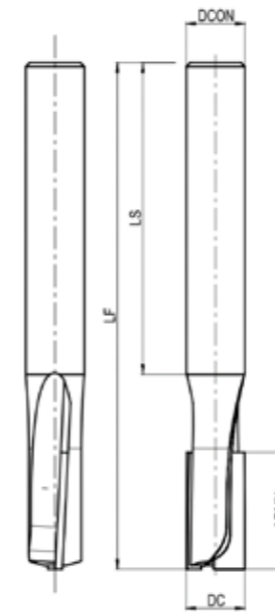
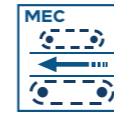
Shank cutter with positive or zero axial angle for grooving, z2+1.

Application:

Cutting grooves, rebating, drilling. Solid hard wood, veneered materials: MDF, HDF, sack board, plywood.

Information:

Tool with DP blades. The design of the cutter ensures very good quality of the processed surface thanks to the uniform DP blade. Multiple sharpening.



DC	APMX	DCON	LS	LF	AXIAL RANGE	Z	BODY	INDICATION	
								R	L
6	10	6	40	60	+	2+1	HM	TPL1-00602060IP	TPL1-00602060IL
7	10	8	40	60	+	2+1	HM	TPL1-00702080IP	TPL1-00702080IL
8	10	8	40	60	+	2+1	HM	TPL1-00802080IP	TPL1-00802080IL
8	15	8	40	65	+	2+1	HM	TPL1-008020802P	TPL1-008020802L
10	15	10	40	65	+	2+1	HM	TPL1-01002100IP	TPL1-01002100IL
10	20	10	40	70	+	2+1	HM	TPL1-010021002P	TPL1-010021002L
10	25	10	40	75	+	2+1	HM	TPL1-010021003P	TPL1-010021003L
12	10	12	45	65	+	2+1	HM	TPL1-01202120IP	TPL1-01202120IL
12	15	12	45	70	+	2+1	HM	TPL1-012021202P	TPL1-012021202L
12	20	12	45	75	+	2+1	HM	TPL1-012021203P	TPL1-012021203L
12	25	12	45	80	+	2+1	HM	TPL1-012021204P	TPL1-012021204L
15	30	12	50	85	+	2+1	Steel	TPL1-01502120IP	TPL1-01502120IL
16	18	16	50	80	0	2+1	Steel	TPL1-01602160IP	TPL1-01602160IL
16	18	20	50	80	0	2+1	Steel	TPL1-01602200IP	TPL1-01602200IL
16	20	16	50	80	+	2+1	Steel	TPL1-016021605P	TPL1-016021605L
16	24	16	50	85	0	2+1	Steel	TPL1-016021604P	TPL1-016021604L
16	42	16	50	105	+	2+1	Steel	TPL1-016021603P	TPL1-016021603L
18	25	12	50	80	+	2+1	Steel	TPL1-01802120IP	TPL1-01802120IL
18	25	18	50	80	+	2+1	Steel	TPL1-01802180IP	TPL1-01802180IL
18	32	20	50	92	+	2+1	Steel	TPL1-01802200IP	TPL1-01802200IL
18	42	20	50	105	+	2+1	Steel	TPL1-018022003P	TPL1-018022003L
20	20	20	50	80	+	2+1	Steel	TPL1-02002200IP	TPL1-02002200IL
20	42	20	50	105	+	2+1	Steel	TPL1-020022003P	TPL1-020022003L

TPL2

Description:

Shank cutter with negative axial angle for grooving, z2+2.

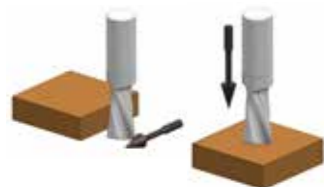
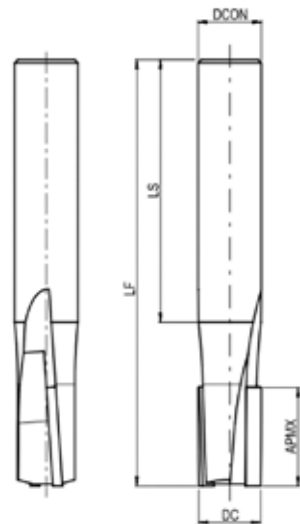
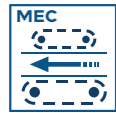
Application:

Cutting grooves, rebating, drilling. Processed materials: solid hard wood, veneered materials: MDF, HDF, sack board, plywood.

Information:

A negative axial angle improves the quality of the machined edge. Uniform surface of the plate ensures a very good quality of the processed surface.

- > body made of durable steel or VHW.
- > VHW drilling blade.



DC	APMX	DCON	LS	LF	AXIAL RANGE	Z	BODY	INDICATION	
								R	L
6	10	6	40	60	-	2+2	HM	TPL2-006020601P	TPL2-006020601L
7	10	8	40	60	-	2+2	HM	TPL2-007020801P	TPL2-007020801L
8	10	8	40	60	-	2+2	HM	TPL2-008020801P	TPL2-008020801L
8	15	8	40	65	-	2+2	HM	TPL2-008020802P	TPL2-008020802L
10	15	10	40	65	-	2+2	HM	TPL2-010021001P	TPL2-010021001L
10	20	10	40	70	-	2+2	HM	TPL2-010021002P	TPL2-010021002L
10	25	10	40	75	-	2+2	HM	TPL2-010021003P	TPL2-010021003L
12	10	12	45	65	-	2+2	HM	TPL2-012021201P	TPL2-012021201L
12	15	12	45	70	-	2+2	HM	TPL2-012021202P	TPL2-012021202L
12	20	12	45	75	-	2+2	HM	TPL2-012021203P	TPL2-012021203L
12	25	12	45	80	-	2+2	HM	TPL2-012021204P	TPL2-012021204L

TPL3

Description:

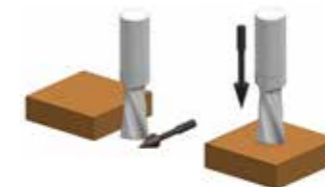
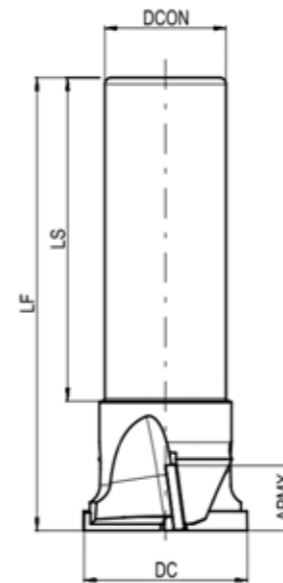
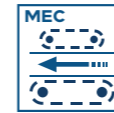
Shank cutter for planing, z2+2.

Application:

Cutting grooves, rebating, drilling, milling surfaces. Processed materials: solid hard wood, veneered materials: MDF, HDF, plywood, sack board.

Information:

Tool with DP blades. The design of the cutters ensures very good quality of the processed edge thanks to the position of the blades with a negative axial angle, dedicated to pockets and rebates. Multiple sharpening.



DCX	APMX	SHANK		LF	Z	INDICATION	
		DCON	LS			R	L
20	12	20	50	75	2+2	TPL3-020042001P	TPL3-020042001L
25	10	20	50	72	2+2	TPL3-025042001P	TPL3-025042001L
30	13	20	50	72	2+2	TPL3-030042001P	TPL3-030042001L
30	16	20	50	72	2+2	TPL3-030042002P	TPL3-030042002L
40	19	20	50	76	2+2	TPL3-040042001P	TPL3-040042001L
40	10	20	50	76	2+2	TPL3-040042002P	TPL3-040042002L
50	10	20	50	76	2+2	TPL3-050042001P	TPL3-050042001L
50	15	20	50	76	2+2	TPL3-050042002P	TPL3-050042002L
60	10	16	50	76	2+2	TPL3-060041601P	TPL3-060041601L
80	19	20	50	90	2+2	TPL3-080042001P	TPL3-080042001L
80	14	20	50	92	2+2	TPL3-080042002P	TPL3-080042002L
80	22	25	50	92	2+2	TPL3-080042501P	TPL3-080042501L
80	14	25	50	92	2+2	TPL3-080042502P	TPL3-080042502L
80	12	25	50	85	2+4	TPL3-080062501P	TPL3-080062501L

TPL4



Description:

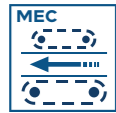
Shank cutter for planing.

Application:


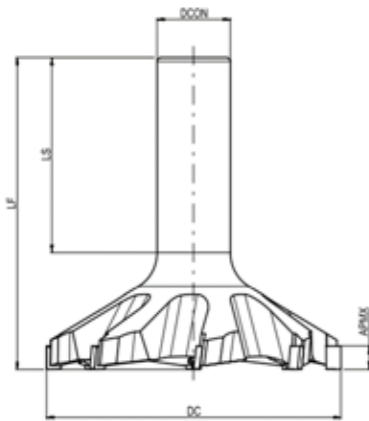
For face milling. Designation: Plastics and wood-based materials.

Information:

Tool with DP blades. High performance when leveling table tops and large flat surfaces, e.g. in the nesting process.



DC	APMX	SHANK		LF	Z	INDICATION	
		DCON	LS			P	L
60	6	16	55	80	4	TPL4-060041602P	TPL4-060041602L
60	6	20	55	80	8	TPL4-060082001P	TPL4-060082001L
80	6	20	50	80	8	TPL4-080082001P	TPL4-080082001L



! Profile shank tools used on CNC machines shape and profile the processed material.



Description:


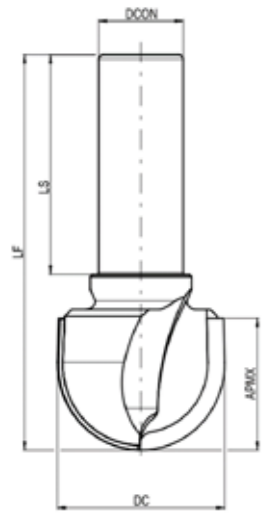
Ball type profile shank cutter.

Application:

Profile milling in wood-based and wooden materials.

Information:

The tool with DP blades provides a very good surface finish.



DC	APMX	DCON	LS	LF	ZEFP	R	INDICATION
6	8	12	50	65	2	3	TRKI-006021201P
8	10	12	50	65	2	4	TRKI-008021201P
10	6,5	10	40	60	2	5	TRKI-010021002P
10	9	25	60	82,5	2	5	TRKI-010022502P
12	9	16	50	70	2	6	TRKI-012021603P
14	20	16	65	100	2	7	TRKI-014021602P
14	12	20	65	95	2	7	TRKI-014022001P
18	20	20	65	100	2	9	TRKI-018022002P
19	11,5	12	40	55	2	8,5	TRKI-019021202P
20	14	20	55	85	2	10	TRKI-020022009P
20	14	25	60	90	2	10	TRKI-020022501P
30	18	20	50	73	2	15	TRKI-030022006P
32	19	12	40	65	2	16	TRKI-032021202P
40	30	20	50	90	2	20	TRKI-040022011P



Description:

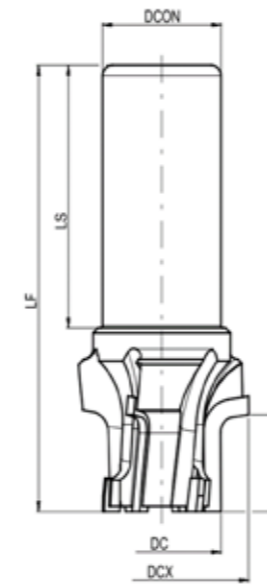
Profile shank cutter.

Application:

Rounding the edges in wood-based and wooden materials.

Information:

Tool with DP blades. High-performance cutter designed for profiling. Innovative design with additional blades. The cutters are designed for very efficient operation, while maintaining the highest quality of the processed material.



R	DCX	DC	APMX	DCON	LS	LF	ZEFP	POSSIBILITY OF DRILLING	INDICATION
3	37	25	18,45	25	50	85	3+3	no	TRR3-037062501P
3	37	25	18,45	25	50	85	3+3	yes	TRR3-037072501P
3	37	25	21,45	25	50	85	3+3	yes	TRR3-037062502P
3	37	25	21,45	25	50	85	3+3	yes	TRR3-037072502P

TRR1



Description:

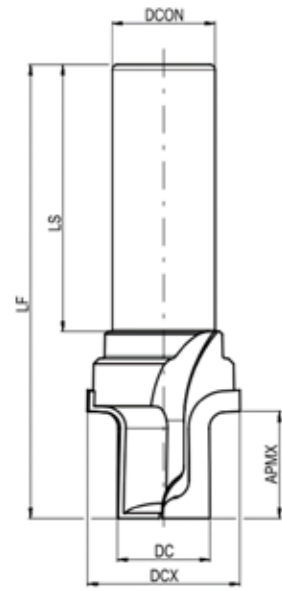
Profile shank cutter.

Application:

Rounding the edges in wood-based and wooden materials.

Information:

The tool with DP blades provides a very good surface finish.



R	DCX	DC	APMX	DCON	LS	LF	ZEPF	POSSIBILITY OF DRILLING	INDICATION
1	14	8	2,8	25	50	70	1	yes	TRR1-014012501P
1	28	20	21,4	25	50	85	4	no	TRR1-028042501P

R	DCX	DC	APMX	DCON	LS	LF	ZEPF	POSSIBILITY OF DRILLING	INDICATION
2	10	4	4	25	50	65	1	yes	TRR1-010012503P
2	20	12	18,5	16	50	80	2	no	TRR1-020021605P
2	20	12	19,5	20	50	85	2	yes	TRR1-020022004P
2	24	16	17,5	20	50	82	3	yes	TRR1-024032001P
2	25	16	18,8	20	50	85	2	yes	TRR1-025022003P
2	26	14	24	20	50	90	2	yes	TRR1-026022009P
2	28	16	25,6	20	50	88	2	yes	TRR1-028022007P
2	30	20	18,4	20	50	80	3	no	TRR1-030032001P

R	DCX	DC	APMX	DCON	LS	LF	ZEPF	POSSIBILITY OF DRILLING	INDICATION
3	22	11,8	16,3	16	48	80	2	yes	TRR1-022021602P
3	24	14	21,2	25	50	85	2	yes	TRR1-024022501P
3	25	15	16,7	20	50	80	2	no	TRR1-025022007P
3	25	15	18,7	20	50	80	2	yes	TRR1-025022011P
3	26	14	24,3	20	50	88	2	yes	TRR1-026022005P
3	26	16	20	25	50	85	2	yes	TRR1-026022502P
3	28	20	24,4	20	50	90	2	no	TRR1-028022017P
3	32	20	22,3	25	50	90	2	no	TRR1-032022501P
3	32	20	23,3	25	50	90	2	no	TRR1-032022505P
3	32	20	34,4	20	50	100	2	yes	TRR1-032022013P
3	32	20	25	25	50	90	2	no	TRR1-032022506P
3	32	20	24,4	25	50	88	3	no	TRR1-032032501P
3	32	20	30,4	25	50	94	3	no	TRR1-032032502P
3	33	21	24,4	25	50	88	4	no	TRR1-033042501P

TRR2



Description:


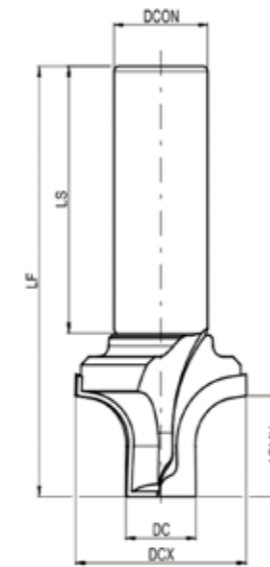
Profile shank cutter.

Application:

Rounding the edges in wood-based and wooden materials.

Information:

The tool with DP blades provides a very good surface finish.



R	DCX	DC	APMX	DCON	LS	LF	ZEPF	POSSIBILITY OF DRILLING	INDICATION
4	32	20	21	20	50	90	2	yes	TRR2-032022015P
5	29	15	18,7	20	50	80	2	yes	TRR2-029022006P
5	30	14	22,4	20	50	88	2	yes	TRR2-030022005P
5	30	16	18,8	20	50	85	2	yes	TRR2-030022008P
5	30	16	15,2	20	50	80	2	no	TRR2-030022016P
5	34	20	27,3	25	50	90	3	no	TRR2-034032501P

R	DCX	DC	APMX	DCON	LS	LF	ZEPF	POSSIBILITY OF DRILLING	INDICATION
6	28	11,8	24,2	20	50	90	2	yes	TRR2-028022006P
6	31	16	17,5	20	50	82	3	yes	TRR2-031032007P
6	38	23	35	20	50	105	3	yes	TRR2-038032001P
6	38	20	20,5	25	50	85	4	no	TRR2-038042501P

R	DCX	DC	APMX	DCON	LS	LF	ZEPF	POSSIBILITY OF DRILLING	INDICATION
7	34	14	27	20	50	92	2	no	TRR2-034022004P
7	37	15	19	20	50	80	2	no	TRR2-037022007P

R	DCX	DC	APMX	DCON	LS	LF	ZEPF	POSSIBILITY OF DRILLING	INDICATION
8	30	12	16,5	16	50	82	2	yes	TRR2-030021601P
9	37	15	18,7	20	50	80	2	yes	TRR2-037022008P
10	45	20	21	25	50	90	2	no	TRR2-045022502P
12	50	23	35	20	50	105	3	yes	TRR2-050032001P
15	52	16	19,3	20	50	90	2	yes	TRR2-052022002P
15	54	20	24,2	25	50	90	2	yes	TRR2-054022503P
18	50	14	25	20	50	92	2	yes	TRR2-050022015P
24	64	16	28	20	50	95	2	yes	TRR2-064022003P
25	70	16	26,2	25	45	90	2	yes	TRR2-070022502P
28	85	18	30,5	25	50	100	2	yes	TRR2-085022501P

TRV1



Description:

Profile shank cutter.

Application:


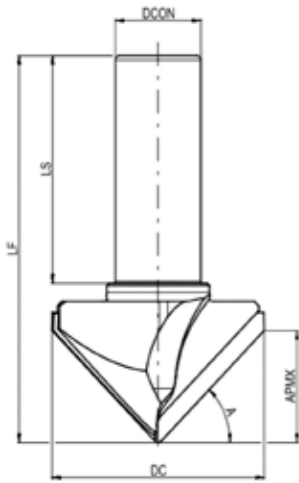
Profile milling in wood-based and wooden materials.

Information:

Tool with DP blades. Durable steel body. The tool provides a very good finish of the processed surface.



A	DC	APMX	DCON	LS	LF	ZEFP	INDICATION
15	36	4,8	20	50	70	2	TRV1-036022009P
30	56	16	20	50	80	2	TRV1-056022007P
45	28	13,7	20	50	80	2	TRV1-028022004P
45	36	17,6	20	50	80	2	TRV1-036022006P
45	50	24,5	20	50	85	2	TRV1-050022020P



TRS1



Description:

Profile shank cutter.

Application:

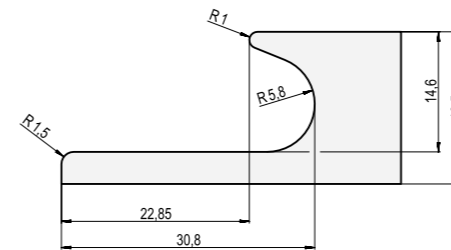
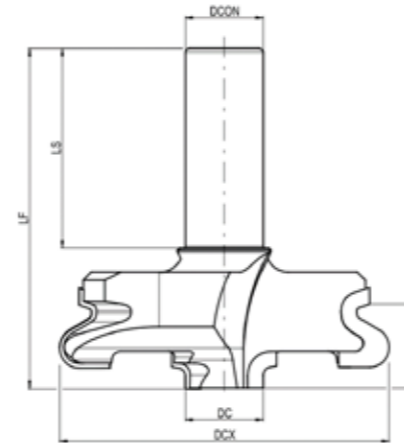
Profile milling of MDF and HPL boards.

Information:

Tool with DP blades. The profile cutter for handrail with an additional rounding on the lower edge ensures a very good finish of the processed surface.



DCX	DC	APMX	DCON	LS	LF	ZEFP	INDICATION
80	18,4	20,8	20	50	85	2+2	TRS1-080042011P



TRS2

Description:

Profile shank cutter.

Application:

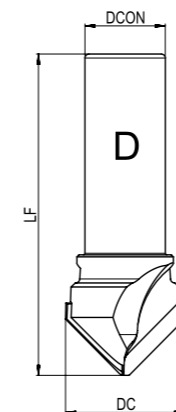
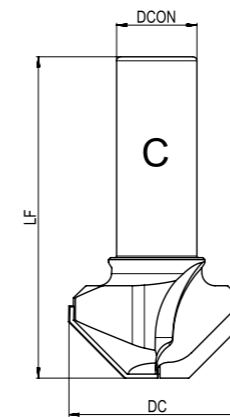
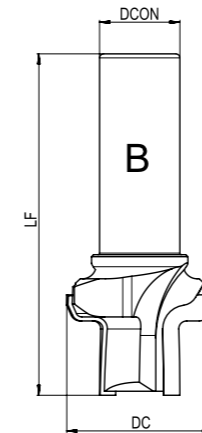
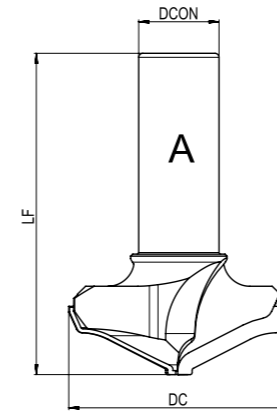
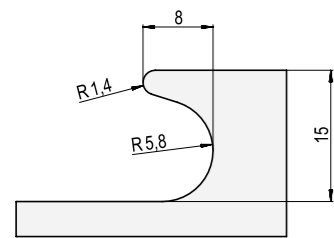
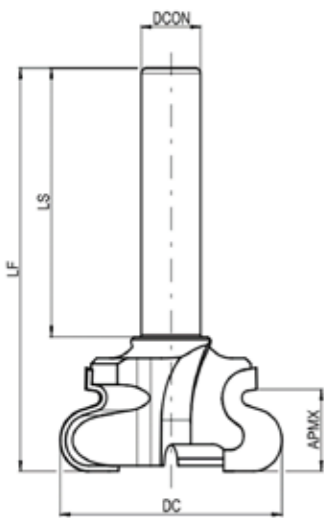
Profile milling, MDF and HPL boards.

Information:

Tool with DP blades. The profile cutter for handrail with an additional rounding on the lower edge ensures a very good finish of the processed surface.



DC	APMX	DCON	LS	LF	ZEFP	INDICATION
45	15.2	12	50	75	2	TRS2-045021201P



Description:

Profile milling tool kit.

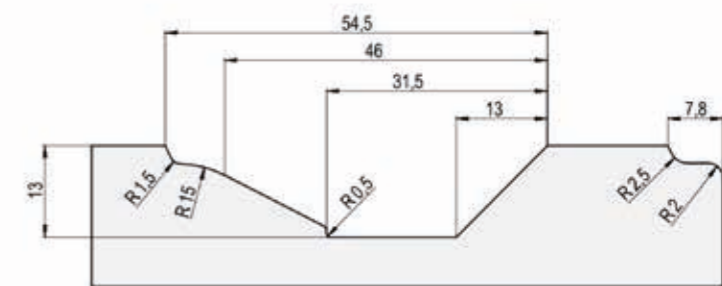
Application:

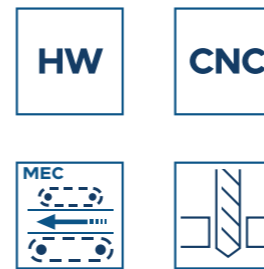
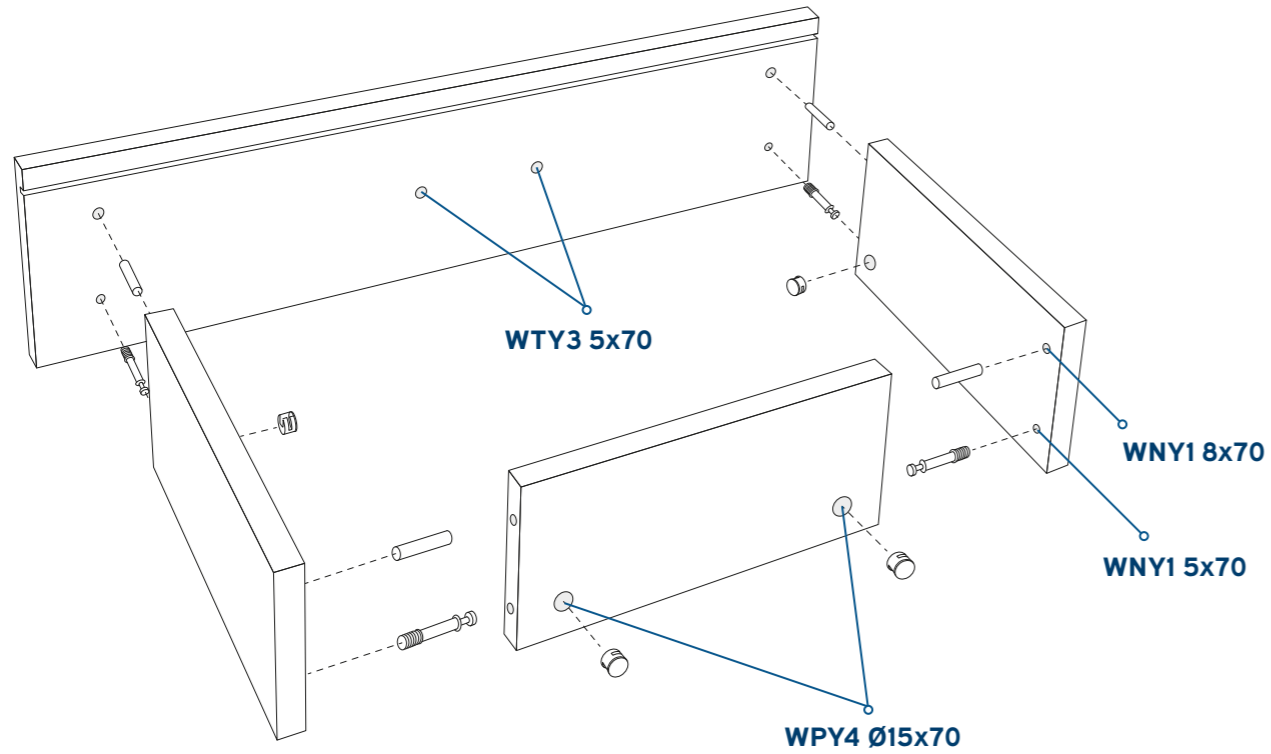
Profile milling in wood-based and wooden materials.

Information:

A set of tools for milling a furniture front according to pattern.

FREZ	DC	LF	DCON	ZEFP	INDICATION
A	55	80	20	2	TR05-5022008P
B	37	85	20	2	TR03-7022009P
C	44	80	20	2	TR04-4022009P
D	34	80	20	2	TR03-4022008P





Description:

Solid carbide through-hole drill bits with shank 10x30[mm] and 10x35[mm].


Application:

Drilling the holes in coated wood-based boards before lamination, MDF boards and solid wood. Used on multi-spindle drilling machines and CNC machining centers.

Information:

Long service life, good processing quality and chip removal.

DC	LF	LS	DCON	INDICATION	
				R	L
4	57	30	10	WTY1-0457P	WTY1-0457L
5	57	30	10	WTY1-0557P	WTY1-0557L
6	57	30	10	WTY1-0657P	WTY1-0657L
3	70	30	10	WTY1-0370P	WTY1-0370L
3,5	70	30	10	WTY1-03570P	WTY1-03570L
4	70	30	10	WTY1-0470P	WTY1-0470L
4,5	70	30	10	WTY1-04570P	WTY1-04570L
5	70	30	10	WTY1-0570P	WTY1-0570L
5,5	70	30	10	WTY1-05570P	WTY1-05570L
6	70	30	10	WTY1-0670P	WTY1-0670L
7	70	30	10	WTY1-0770P	WTY1-0770L
8	70	30	10	WTY1-0870P	WTY1-0870L
5	77	30	10	WTY1-0577P	WTY1-0577L
5	85	35	10	WTY1-0585P	WTY1-0585L
6	85	35	10	WTY1-0685P	WTY1-0685L
8	85	35	10	WTY1-0885P	WTY1-0885L
6	85	35	10	WTY1-0685P	WTY1-0685L
8	85	35	10	WTY1-0885P	WTY1-0885L



WTY2

Description:

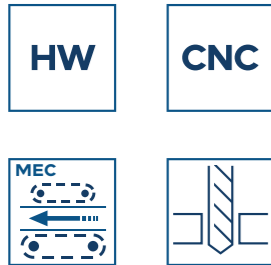
Through-Hole Bits HW.

Application:

Drilling holes in coated wood-based panels prior to edging, MDF boards, and solid wood. Used on multi-spindle drilling machines and CNC machining centers.

Information:

Extended tool life, good machining quality, and effective chip removal.



DC	LF	LS	DCON	INDICATION	
				R	L
6	57	22	10	WTY2-0657P	WTY2-0657L
3	70	30	10	WTY2-0370P	WTY2-0370L
3,5	70	30	10	WTY2-03570P	WTY2-03570L
4	70	22	10	WTY2-0470P	WTY2-0470L
4,5	70	22	10	WTY2-04570P	WTY2-04570L
5	70	22	10	WTY2-0570P	WTY2-0570L
5,5	70	22	10	WTY2-05570P	WTY2-05570L
6	70	22	10	WTY2-0670P	WTY2-0670L
7	70	22	10	WTY2-0770P	WTY2-0770L
8	70	22	10	WTY2-0870P	WTY2-0870L
5	77	22	10	WTY2-0577P	WTY2-0577L
5	85	22	10	WTY2-0585P	WTY2-0585L
8	85	22	10	WTY2-0885P	WTY2-0885L

WTY3

Description:

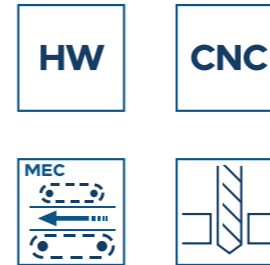
Through-hole drill bits with shank $\varnothing 10 \times 20$ [mm].

Application:

Drilling the holes in coated wood-based boards before lamination, MDF boards and solid wood. Used on multi-spindle drilling machines and CNC machining centers.

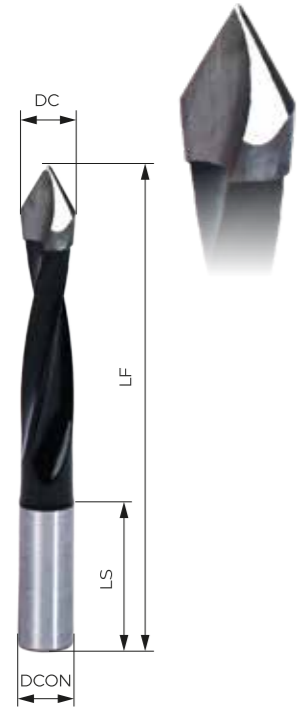
Information:

Good processing quality, chip removal and service life are ensured by the optimized design of the tool.



DC	LF	LS	DCON	INDICATION	
				R	L
5	70	20	10	WTY3-0570P	WTY3-0570L
6	70	20	10	WTY3-0670P	WTY3-0670L
7	70	20	10	WTY3-0770P	WTY3-0770L
8	70	20	10	WTY3-0870P	WTY3-0870L
9	70	20	10	WTY3-0970P	WTY3-0970L
10	70	20	10	WTY3-1070P	WTY3-1070L
12	70	20	10	WTY3-1270P	WTY3-1270L
7	77	20	10	WTY3-0777P	WTY3-0777L
8	77	20	10	WTY3-0877P	WTY3-0877L
10	77	20	10	WTY3-1077P	WTY3-1077L
12	77	20	10	WTY3-1277P	WTY3-1277L

WTY4



Description:

Through-hole drill bits with shank $\varnothing 8 \times 20$ [mm].

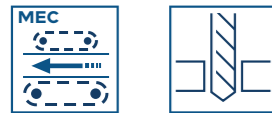
Application:

Drilling holes with very small spacing between the elements in coated wood-based boards before lamination, MDF boards and solid wood. Used on multi-spindle drilling machines and CNC machining centers.


Information:

Good processing quality, chip removal and service life are ensured by the optimized design of the tool.

DC	LF	LS	DCON	INDICATION	
				R	L
5	57	20	8	WTY4-0557P	WTY4-0557L
5	70	20	8	WTY4-0570P	WTY4-0570L
6	70	20	8	WTY4-0670P	WTY4-0670L
7	70	20	8	WTY4-0770P	WTY4-0770L
8	70	20	8	WTY4-0870P	WTY4-0870L



WTY5



Description:

Through-hole drill bits with shank $\varnothing 10 \times 20$ [mm] and $\varnothing 10 \times 27$ [mm].

Application:

Drilling the holes in coated wood-based boards before lamination, MDF boards and solid wood. Used on multi-spindle drilling machines and CNC machining centers.

Information:

Good processing quality, chip removal and service life are ensured by the optimized design of the tool.

DC	LF	LS	DCON	INDICATION	
				R	L
4	70	20	10	WTY5-0470P	WTY5-0470L
4,5	70	20	10	WTY5-04570P	WTY5-04570L
5	70	20	10	WTY5-0570P	WTY5-0570L
6	70	20	10	WTY5-0670P	WTY5-0670L
7	70	20	10	WTY5-0770P	WTY5-0770L
8	70	20	10	WTY5-0870P	WTY5-0870L
8,2	70	20	10	WTY5-08270P	WTY5-08270L
8,5	70	20	10	WTY5-08570P	WTY5-08570L
9	70	20	10	WTY5-0970P	WTY5-0970L
10	70	20	10	WTY5-1070P	WTY5-1070L
11	70	20	10	WTY5-1170P	WTY5-1170L
12	70	20	10	WTY5-1270P	WTY5-1270L
5	77	20	10	WTY5-0577P	WTY5-0577L
6	77	20	10	WTY5-0677P	WTY5-0677L
7	77	20	10	WTY5-0777P	WTY5-0777L
8	77	20	10	WTY5-0877P	WTY5-0877L
9	77	20	10	WTY5-0977P	WTY5-0977L
10	77	20	10	WTY5-1077P	WTY5-1077L
11	77	20	10	WTY5-1177P	WTY5-1177L
12	77	20	10	WTY5-1277P	WTY5-1277L
7	85	27	10	WTY5-0785P	WTY5-0785L
8	85	27	10	WTY5-0885P	WTY5-0885L
10	85	27	10	WTY5-1085P	WTY5-1085L
12	85	27	10	WTY5-1285P	WTY5-1285L
8	90	27	10	WTY5-0890P	WTY5-0890L
9	90	27	10	WTY5-0990P	WTY5-0990L



WNY1



Description:

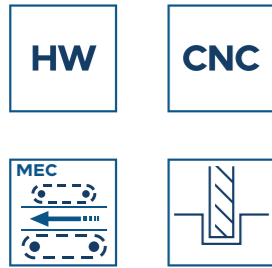
Solid carbide dowel drill bits with shank $\varnothing 10 \times 30$ [mm].

Application:

Drilling the holes in coated wood-based boards before lamination, MDF boards and solid wood. Used on multi-spindle drilling machines and CNC machining centers.

Information:

The optimized tool design ensures an extended service life, good machining quality and chip removal.



DC	LF	LS	DCON	INDICATION	
				R	L
2	57	35	10	WNY1-0257P	WNY1-0257L
2,5	57	30	10	WNY1-02557P	WNY1-02557L
3	57	30	10	WNY1-0357P	WNY1-0357L
3,5	57	30	10	WNY1-03557P	WNY1-03557L
4	57	30	10	WNY1-0457P	WNY1-0457L
5	57	30	10	WNY1-0557P	WNY1-0557L
6	57	30	10	WNY1-0657P	WNY1-0657L
7	57	30	10	WNY1-0757P	WNY1-0757L
8	57	30	10	WNY1-0857P	WNY1-0857L
2	70	45	10	WNY1-0270P	WNY1-0270L
2,5	70	30	10	WNY1-02570P	WNY1-02570L
3	70	30	10	WNY1-0370P	WNY1-0370L
3,5	70	30	10	WNY1-03570P	WNY1-03570L
4	70	30	10	WNY1-0470P	WNY1-0470L
4,5	70	30	10	WNY1-04570P	WNY1-04570L
5	70	30	10	WNY1-0570P	WNY1-0570L
5,5	70	30	10	WNY1-05570P	WNY1-05570L
6	70	30	10	WNY1-0670P	WNY1-0670L
7	70	27	10	WNY1-0770P	WNY1-0770L
7,5	70	27	10	WNY1-07570P	WNY1-07570L
8	70	27	10	WNY1-0870P	WNY1-0870L
5	77	30	10	WNY1-0577P	WNY1-0577L
6	77	30	10	WNY1-0677P	WNY1-0677L
7	77	30	10	WNY1-0777P	WNY1-0777L
8	77	30	10	WNY1-0877P	WNY1-0877L
5	85	30	10	WNY1-0585P	WNY1-0585L
8	85	30	10	WNY1-0885P	WNY1-0885L

WNY2



Description:


Solid carbide dowel drill bits with shank $\varnothing 10 \times 30$ [mm] and $\varnothing 10 \times 35$ [mm].

Application:

Drilling the holes in coated wood-based boards before lamination, MDF boards and solid wood. Used on multi-spindle drilling machines and CNC machining centers.

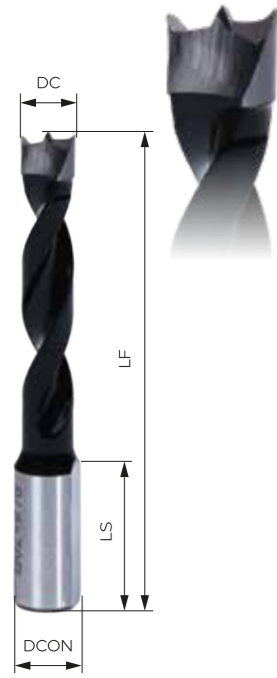
Information:

The optimized tool design ensures an extended service life, good machining quality and chip removal.



DC	LF	LS	DCON	INDICATION	
				R	L
2	57	45	10	WNY2-0257P	WNY2-0257L
2,5	57	45	10	WNY2-02557P	WNY2-02557L
3	57	30	10	WNY2-0357P	WNY2-0357L
3,5	57	30	10	WNY2-03557P	WNY2-03557L
4	57	22	10	WNY2-0457P	WNY2-0457L
4,5	57	22	10	WNY2-04557P	WNY2-04557L
5	57	22	10	WNY2-0557P	WNY2-0557L
5,5	57	22	10	WNY2-05557P	WNY2-05557L
6	57	22	10	WNY2-0657P	WNY2-0657L
7	57	22	10	WNY2-0757P	WNY2-0757L
8	57	22	10	WNY2-0857P	WNY2-0857L
2	70	45	10	WNY2-0270P	WNY2-0270L
2,5	70	45	10	WNY2-02570P	WNY2-02570L
3	70	30	10	WNY2-0370P	WNY2-0370L
3,5	70	30	10	WNY2-03570P	WNY2-03570L
4	70	22	10	WNY2-0470P	WNY2-0470L
4,5	70	22	10	WNY2-04570P	WNY2-04570L
5	70	22	10	WNY2-0570P	WNY2-0570L
5,5	70	22	10	WNY2-05570P	WNY2-05570L
6	70	22	10	WNY2-0670P	WNY2-0670L
7	70	22	10	WNY2-0770P	WNY2-0770L
8	70	22	10	WNY2-0870P	WNY2-0870L
5	77	22	10	WNY2-0577P	WNY2-0577L
5	85	22	10	WNY2-0585P	WNY2-0585L
8	85	22	10	WNY2-0885P	WNY2-0885L

WNY4



Description:

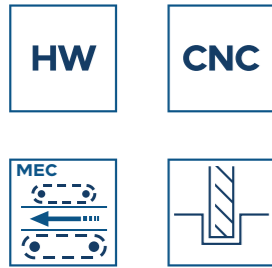
Through-hole drill bits with shank Ø10x20 [mm].

Application:

Drilling the holes in coated wood-based boards before lamination, MDF boards and solid wood. Used on multi-spindle drilling machines and CNC machining centers.

Information:

Good processing quality, chip removal and service life are ensured by the optimized design of the tool.



DC	LF	LS	DCON	INDICATION	
				R	L
5	57	20	10	WNY4-0557P	WNY4-0557L
6	57	20	10	WNY4-0657P	WNY4-0657L
7	57	20	10	WNY4-0757P	WNY4-0757L
8	57	20	10	WNY4-0857P	WNY4-0857L
9	57	20	10	WNY4-0957P	WNY4-0957L
10	57	20	10	WNY4-1057P	WNY4-1057L
11	57	20	10	WNY4-1157P	WNY4-1157L
12	57	20	10	WNY4-1257P	WNY4-1257L
15	57	20	10	WNY4-1557P	WNY4-1557L
4,5	70	20	10	WNY4-04570P	WNY4-04570L
5	70	20	10	WNY4-0570P	WNY4-0570L
6	70	20	10	WNY4-0670P	WNY4-0670L
6,2	70	20	10	WNY4-06270P	WNY4-06270L
7	70	20	10	WNY4-0770P	WNY4-0770L
7,5	70	20	10	WNY4-07570P	WNY4-07570L
7,8	70	20	10	WNY4-07870P	WNY4-07870L
8	70	20	10	WNY4-0870P	WNY4-0870L
8,2	70	20	10	WNY4-08270P	WNY4-08270L
8,5	70	20	10	WNY4-08570P	WNY4-08570L
9	70	20	10	WNY4-0970P	WNY4-0970L
9,8	70	20	10	WNY4-09870P	WNY4-09870L
10	70	20	10	WNY4-1070P	WNY4-1070L
11	70	20	10	WNY4-1170P	WNY4-1170L
12	70	20	10	WNY4-1270P	WNY4-1270L
13	70	20	10	WNY4-1370P	WNY4-1370L
14	70	20	10	WNY4-1470P	WNY4-1470L
15	70	20	10	WNY4-1570P	WNY4-1570L
5	77	20	10	WNY4-0577P	WNY4-0577L
6	77	20	10	WNY4-0677P	WNY4-0677L
7	77	20	10	WNY4-0777P	WNY4-0777L
8	77	20	10	WNY4-0877P	WNY4-0877L
10	77	20	10	WNY4-1077P	WNY4-1077L
8	85	30	10	WNY4-0885P	WNY4-0885L
10	85	30	10	WNY4-1085P	WNY4-1085L

WNY5



Description:


Dowel Bits HW with a solid carbide cutting edge and steel body.

Application:

Drilling holes in coated wood-based panels prior to edging, MDF boards, and solid wood. Used on multi-spindle drilling machines and CNC machining centers.

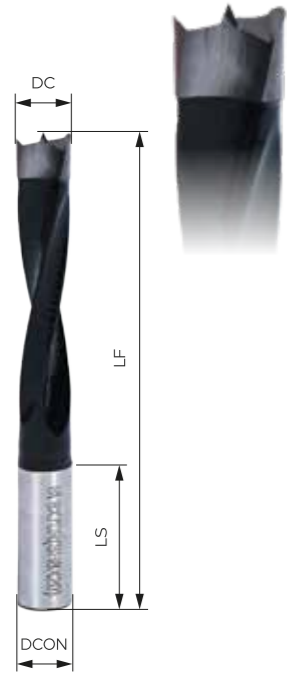
Information:

The optimized tool design ensures good machining quality, effective chip removal, and durability.



DC	LF	LS	DCON	INDICATION	
				R	L
5	70	20	10	WNY5-0570P	WNY5-0570L
6	70	20	10	WNY5-0670P	WNY5-0670L
7	70	20	10	WNY5-0770P	WNY5-0770L
8	70	20	10	WNY5-0870P	WNY5-0870L

WNY6



Description:

Dowel drill bits with shank $\varnothing 8 \times 20$ [mm].

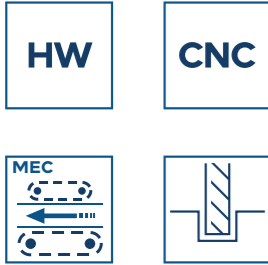
Application:

Drilling holes with very small spacings between the elements in coated wood-based boards before lamination, MDF boards and solid wood. Used on multi-spindle drilling machines and CNC machining centers.

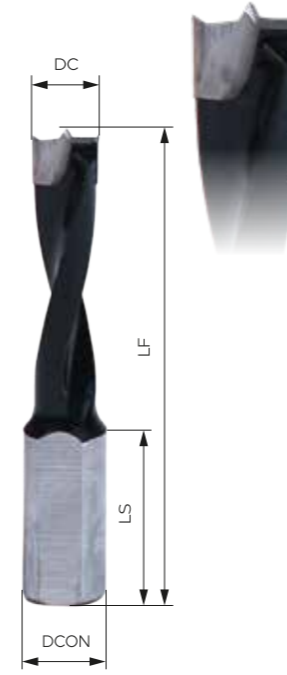
Information:

The optimized design of the tool ensures good machining quality, chip removal and service life.

DC	LF	LS	DCON	INDICATION	
				R	L
5	57	20	8	WNY6-0557P	WNY6-0557L
6	57	20	8	WNY6-0657P	WNY6-0657L
7	57	20	8	WNY6-0757P	WNY6-0757L
8	57	20	8	WNY6-0857P	WNY6-0857L
5	70	20	8	WNY6-0570P	WNY6-0570L
6	70	20	8	WNY6-0670P	WNY6-0670L
7	70	20	8	WNY6-0770P	WNY6-0770L
8	70	20	8	WNY6-0870P	WNY6-0870L
5,5	77	20	8	WNY6-05577P	WNY6-05577L
7	77	20	8	WNY6-0777P	WNY6-0777L
8	85	30	8	WNY6-0885P	WNY6-0885L



WNY7



Description:

Dowel drill bits with shank $\varnothing 10 \times 20$ [mm].


Application:

Drilling the holes in coated wood-based boards before lamination, MDF boards and solid wood. Used on multi-spindle drilling machines and CNC machining centers.

Information:

The optimized design of the tool ensures good machining quality, chip removal and service life.

DC	LF	LS	DCON	INDICATION	
				R	L
3	57	27	10	WNY7-0357P	WNY7-0357L
3,5	57	20	10	WNY7-03557P	WNY7-03557L
4	57	27	10	WNY7-0457P	WNY7-0457L
4,5	57	27	10	WNY7-04557P	WNY7-04557L
5	57	20	10	WNY7-0557P	WNY7-0557L
5,5	57	20	10	WNY7-05557P	WNY7-05557L
6	57	20	10	WNY7-0657P	WNY7-0657L
6,2	57	20	10	WNY7-06257P	WNY7-06257L
6,5	57	20	10	WNY7-06557P	WNY7-06557L
7	57	20	10	WNY7-0757P	WNY7-0757L
7,5	57	20	10	WNY7-07557P	WNY7-07557L
8	57	20	10	WNY7-0857P	WNY7-0857L
8,2	57	20	10	WNY7-08257P	WNY7-08257L
8,5	57	20	10	WNY7-08557P	WNY7-08557L
9	57	20	10	WNY7-0957P	WNY7-0957L
9,5	57	20	10	WNY7-09557P	WNY7-09557L
9,8	57	20	10	WNY7-09857P	WNY7-09857L
10	57	20	10	WNY7-1057P	WNY7-1057L
10,5	57	20	10	WNY7-10557P	WNY7-10557L
11	57	20	10	WNY7-1157L	WNY7-1157P
12	57	20	10	WNY7-1257L	WNY7-1257P
15	57	20	10	WNY7-1557L	WNY7-1557P



WNY8

Description:

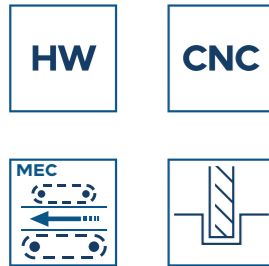
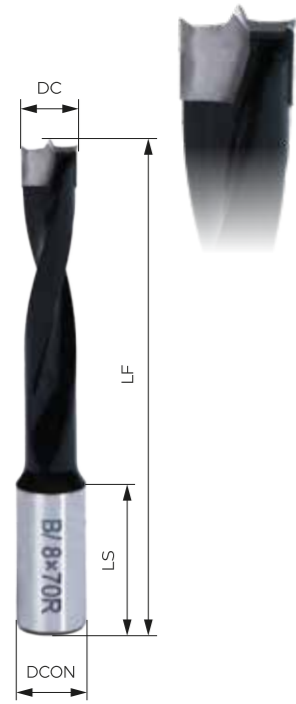
Dowel drill bits with shank $\varnothing 10 \times 20$ [mm].

Application:

Drilling the holes in coated wood-based boards before lamination, MDF boards and solid wood. Used on multi-spindle drilling machines and CNC machining centers.

Information:

Good processing quality, chip removal and service life are ensured by the optimized design of the tool.



DC	LF	LS	DCON	INDICATION	
				R	L
3	70	27	10	WNY8-0370P	WNY8-0370L
3,2	70	27	10	WNY8-03270P	WNY8-03270L
3,5	70	27	10	WNY8-03570P	WNY8-03570L
4	70	20	10	WNY8-0470P	WNY8-0470L
4,2	70	20	10	WNY8-04270P	WNY8-04270L
4,5	70	20	10	WNY8-04570P	WNY8-04570L
4,8	70	20	10	WNY8-04870P	WNY8-04870L
5	70	20	10	WNY8-0570P	WNY8-0570L
5,2	70	20	10	WNY8-05270P	WNY8-05270L
5,5	70	20	10	WNY8-05570P	WNY8-05570L
5,8	70	20	10	WNY8-05870P	WNY8-05870L
6	70	20	10	WNY8-0670P	WNY8-0670L
6,2	70	20	10	WNY8-06270P	WNY8-06270L
6,5	70	20	10	WNY8-06570P	WNY8-06570L
7	70	20	10	WNY8-0770P	WNY8-0770L
7,5	70	20	10	WNY8-07570P	WNY8-07570L
7,8	70	20	10	WNY8-07870P	WNY8-07870L
8	70	20	10	WNY8-0870P	WNY8-0870L
8,2	70	20	10	WNY8-08270P	WNY8-08270L
8,5	70	20	10	WNY8-08570P	WNY8-08570L
9	70	20	10	WNY8-0970P	WNY8-0970L
9,5	70	20	10	WNY8-09570P	WNY8-09570L
9,8	70	20	10	WNY8-09870P	WNY8-09870L
10	70	20	10	WNY8-1070P	WNY8-1070L
10,2	70	20	10	WNY8-10270P	WNY8-10270L
10,5	70	20	10	WNY8-10570P	WNY8-10570L
11	70	20	10	WNY8-1170P	WNY8-1170L
11,5	70	20	10	WNY8-11570P	WNY8-11570L
12	70	20	10	WNY8-1270P	WNY8-1270L
12,5	70	20	10	WNY8-12570P	WNY8-12570L
13	70	20	10	WNY8-1370P	WNY8-1370L
14	70	20	10	WNY8-1470P	WNY8-1470L
14,5	70	20	10	WNY8-14570P	WNY8-14570L
15	70	20	10	WNY8-1570P	WNY8-1570L
5	77	20	10	WNY8-0577P	WNY8-0577L
6	77	20	10	WNY8-0677P	WNY8-0677L
8	77	20	10	WNY8-0877P	WNY8-0877L

WNY9

Description:

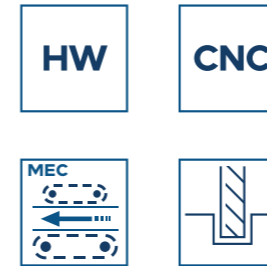
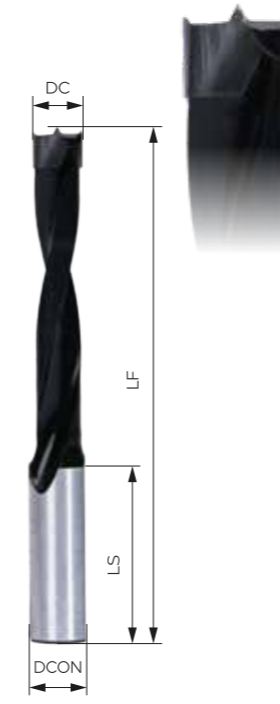
Dowel drill bits with shank $\varnothing 10 \times 27$ [mm].

Application:

Drilling deep holes in coated wood-based boards before lamination, MDF boards and solid wood. Used on multi-spindle drilling machines and CNC machining centers.

Information:

Good processing quality, chip removal and service life are ensured by the optimized design of the tool.



DC	LF	LS	DCON	INDICATION	
				R	L
5	80	27	10	WNY9-0580P	WNY9-0580L
6	80	27	10	WNY9-0680P	WNY9-0680L
8	80	27	10	WNY9-0880P	WNY9-0880L
12	80	27	10	WNY9-1280P	WNY9-1280L
15	80	27	10	WNY9-1580P	WNY9-1580L
6	85	27	10	WNY9-0685P	WNY9-0685L
8	85	27	10	WNY9-0885P	WNY9-0885L
5	90	27	10	WNY9-0590P	WNY9-0590L
6	90	27	10	WNY9-0690P	WNY9-0690L
7	90	27	10	WNY9-0790P	WNY9-0790L
8	90	27	10	WNY9-0890P	WNY9-0890L
10	90	27	10	WNY9-1090P	WNY9-1090L
12	90	27	10	WNY9-1290P	WNY9-1290L
8	105	27	10	WNY9-08105P	WNY9-08105L
9	105	27	10	WNY9-09105P	WNY9-09105L
10	105	27	10	WNY9-10105P	WNY9-10105L
12	105	27	10	WNY9-12105P	WNY9-12105L

WPY1

Description:

Cylinder boring bits with 2 teeth + 2 spurs and centering point. Shank of Ø10 x 30 [mm].

Application:

Drilling blind holes in coated wood-based boards before lamination, MDF boards and solid wood. Used on multi-spindle drilling machines and CNC machining centers.

Information:

Good processing quality, chip removal and service life are ensured by the optimized design of the tool.



DC	LF	LS	DCON	INDICATION	
				R	L
12	57	30	10	WPY1-1257P	WPY1-1257L
15	57	30	10	WPY1-1557P	WPY1-1557L
16	57	30	10	WPY1-1657P	WPY1-1657L
17	57	30	10	WPY1-1757P	WPY1-1757L
18	57	30	10	WPY1-1857P	WPY1-1857L
19	57	30	10	WPY1-1957P	WPY1-1957L
20	57	30	10	WPY1-2057P	WPY1-2057L
22	57	30	10	WPY1-2257P	WPY1-2257L
25	57	30	10	WPY1-2557P	WPY1-2557L
26	57	30	10	WPY1-2657P	WPY1-2657L
30	57	30	10	WPY1-3057P	WPY1-3057L
35	57	30	10	WPY1-3557P	WPY1-3557L
38	57	30	10	WPY1-3857P	WPY1-3857L
40	57	30	10	WPY1-4057P	WPY1-4057L
50	57	30	10	WPY1-5057P	WPY1-5057L
55	57	30	10	WPY1-5557P	WPY1-5557L
60	57	30	10	WPY1-6057P	WPY1-6057L
12	70	30	10	WPY1-1270P	WPY1-1270L
15	70	30	10	WPY1-1570P	WPY1-1570L
16	70	30	10	WPY1-1670P	WPY1-1670L
17	70	30	10	WPY1-1770P	WPY1-1770L
18	70	30	10	WPY1-1870P	WPY1-1870L
19	70	30	10	WPY1-1970P	WPY1-1970L
20	70	30	10	WPY1-2070P	WPY1-2070L
21	70	30	10	WPY1-2170P	WPY1-2170L
22	70	30	10	WPY1-2270P	WPY1-2270L
23	70	30	10	WPY1-2370P	WPY1-2370L
24	70	30	10	WPY1-2470P	WPY1-2470L
25	70	30	10	WPY1-2570P	WPY1-2570L
26	70	30	10	WPY1-2670P	WPY1-2670L
27	70	30	10	WPY1-2770P	WPY1-2770L
28	70	30	10	WPY1-2870P	WPY1-2870L
30	70	30	10	WPY1-3070P	WPY1-3070L
32	70	30	10	WPY1-3270P	WPY1-3270L
33	70	30	10	WPY1-3370P	WPY1-3370L
34	70	30	10	WPY1-3470P	WPY1-3470L
35	70	30	10	WPY1-3570P	WPY1-3570L
35,6	70	30	10	WPY1-35670P	WPY1-35670L
36	70	30	10	WPY1-3670P	WPY1-3670L
37	70	30	10	WPY1-3770P	WPY1-3770L
38	70	30	10	WPY1-3870P	WPY1-3870L
40	70	30	10	WPY1-4070P	WPY1-4070L
45	70	30	10	WPY1-4570P	WPY1-4570L
50	70	30	10	WPY1-5070P	WPY1-5070L
53	70	30	10	WPY1-5370P	WPY1-5370L
55	70	30	10	WPY1-5570P	WPY1-5570L
60	70	30	10	WPY1-6070P	WPY1-6070L

WPY4

Description:

Non-through pilot hole drills with two carbide cutting edges (z2+2) and a SPIRAL-2T steel body.

Application:

Drilling non-through holes in coated wood-based panels prior to edging, MDF boards, and solid wood. Used on multi-spindle drilling machines and CNC machining centers.

Information:

The optimized tool design ensures good machining quality, effective chip removal, and durability.



DC	LF	LS	DCON	INDICATION	
				R	L
15	70	30	10	WPY4-1557P	WPY4-1557L
35	70	30	10	WPY4-3570P	WPY4-3570L

WPY5



Description:

Non-through pilot hole drills with two carbide cutting edges (z3+3) and a SPIRAL-3T steel body.

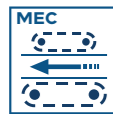
Application:

Drilling non-through holes in coated wood-based panels prior to edging, MDF boards, and solid wood. Used on multi-spindle drilling machines and CNC machining centers.

Information:

The optimized tool design ensures good machining quality, effective chip removal, and durability.

DC	LF	LS	DCON	INDICATION	
				R	L
35	70	30	10	WPY5-3570P	WPY5-3570L



WPD1



Description:

Cylinder boring bits with 2 teeth + 2 spurs and centering point. Shank of Ø10 x 30 [mm].

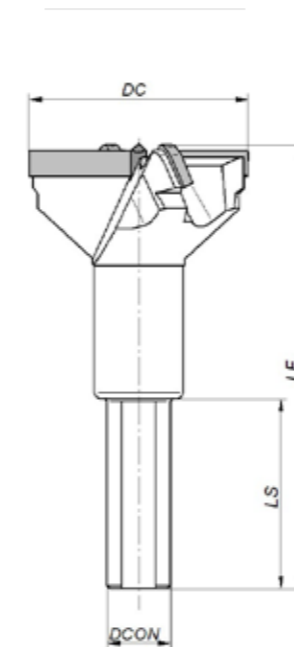
Application:

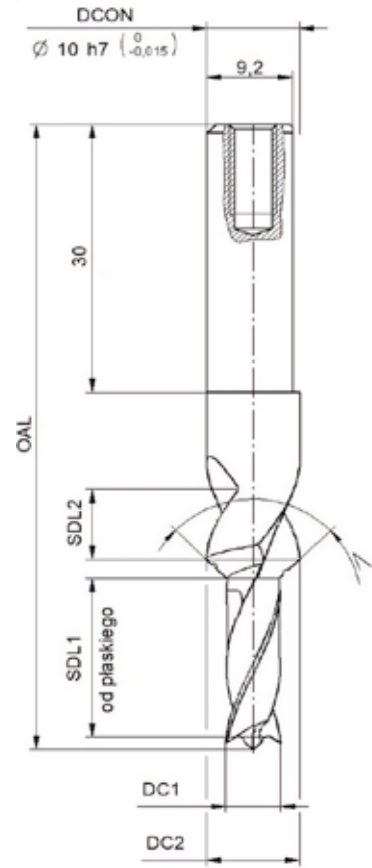
Drilling blind holes in coated wood-based boards before lamination, MDF boards and solid wood. Used on multi-spindle drilling machines and CNC machining centers.

Information:

Good processing quality, chip removal and service life are ensured by the optimized design of the tool.

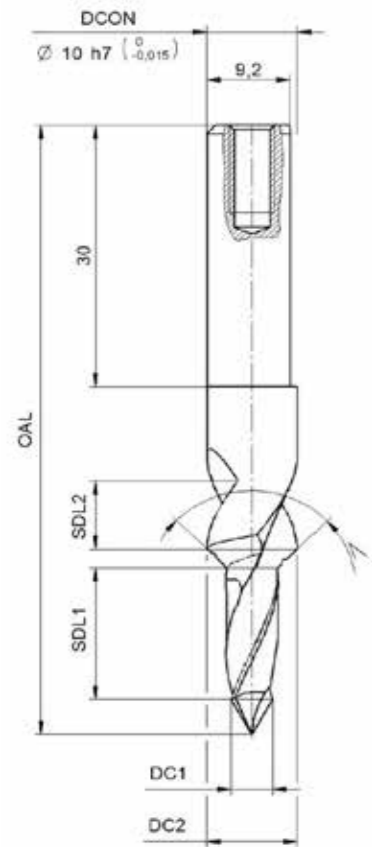
DC	LF	LS	DCON	INDICATION	
				R	L
15	70	30	10	WPD1-1570P	WPD1-1570L
18	70	30	10	WPD1-1870P	WPD1-1870L
20	70	30	10	WPD1-2070P	WPD1-2070L
22	70	30	10	WPD1-2270P	WPD1-2270L
26	70	30	10	WPD1-2670P	WPD1-2670L
30	70	30	10	WPD1-3070P	WPD1-3070L
35	70	30	10	WPD1-3570P	WPD1-3570L





**WSP Step drill bits solid carbide with shank Ø10x30 [mm]
Start Dowel drill bits**

DC1 (max Ø20)	DC2 (max Ø20)	SDL1	SDL2	OAL	<	REQUIRED HOLDER Ø10	DRIVE FLAT	THREAD
						YES/NO	YES/NO	YES/NO



**WSN Step drill bits solid carbide with shank Ø10x30 [mm]
Start Through-hole drill bits**

DC1 (max Ø20)	DC2 (max Ø20)	SDL1	SDL2	OAL	<	REQUIRED HOLDER Ø10	DRIVE FLAT	THREAD
						YES/NO	YES/NO	YES/NO



Description:

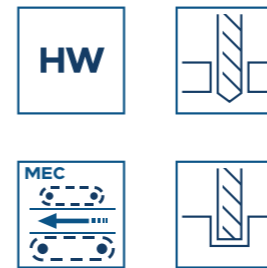
Carbide twisted blind-hole drill with special forehead geometry.

Application:

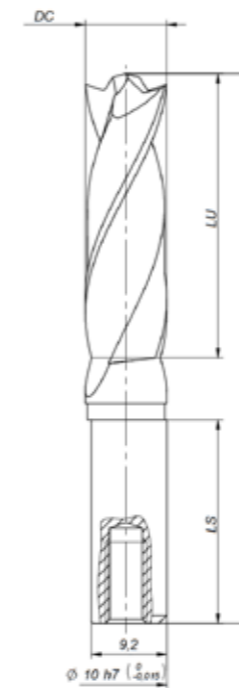
Processing of blind holes with the possibility of drilling through holes. CNC machining centers, plotters, CNC or conventional drills.

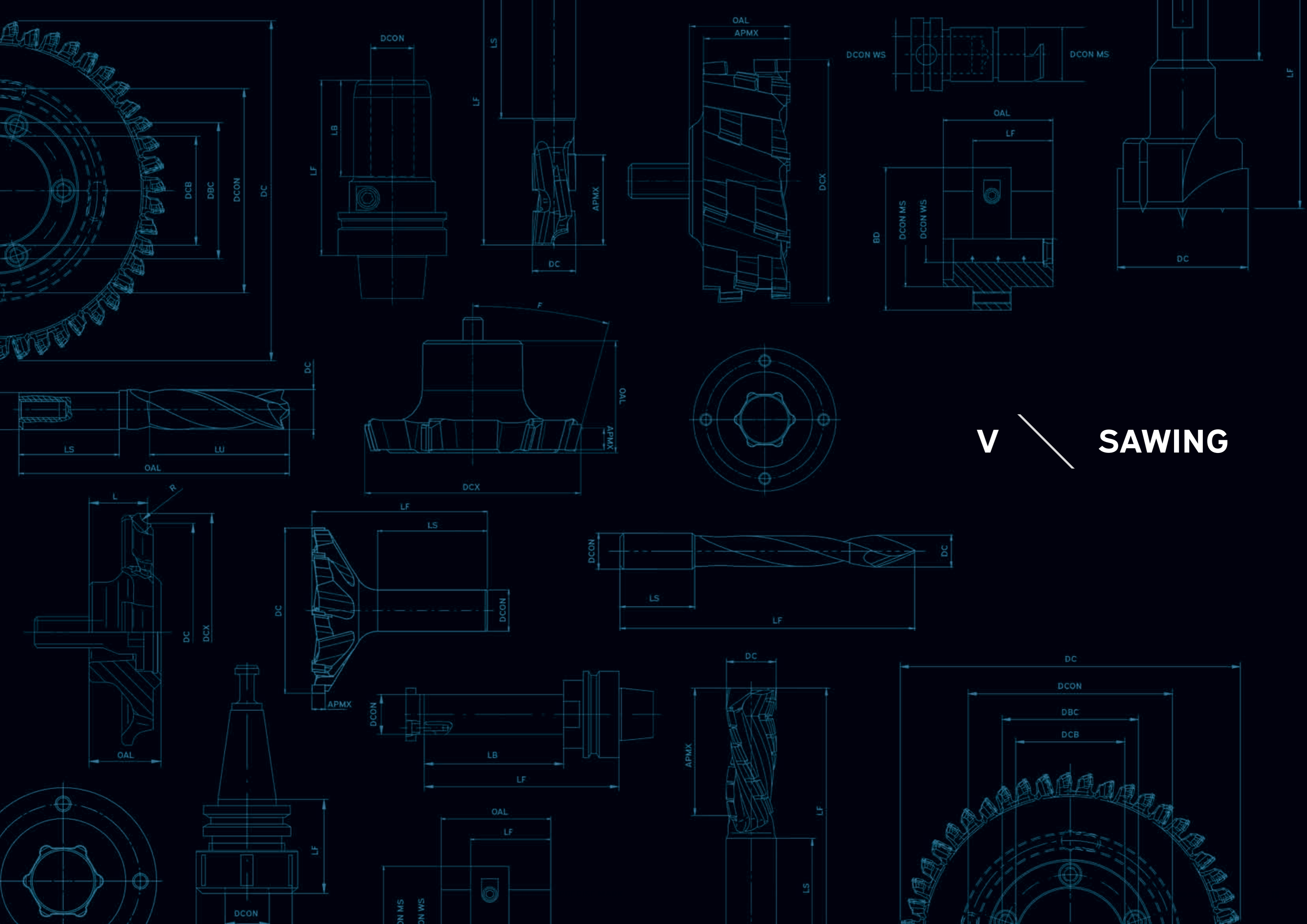
Information:

Mounting for a drill chuck and equipped with an adjusting screw. Very good quality of hole edges when drilling in solid wood.



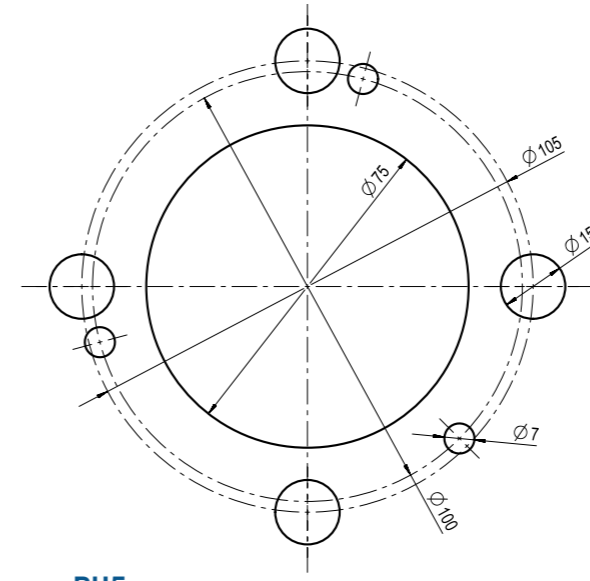

DC	OAL	LU	LS	ZEFP	INDICATION	
					R	L
8	70	35	30	2	WPK05-807035P	WPK05-807035L
8	94	57	30	2	WPK05-0809457P	WPK05-0809457L
8	70	43	22	2	WPK06-0807043P	WPK06-0807043L
8	94	65	22	2	WPK06-0809465P	WPK06-0809465L
10	70	35	30	2	WPK05-1007035P	WPK05-1007035L
10	94	57	30	2	WPK05-1009457P	WPK05-1009457L
10	70	43	22	2	WPK06-1007043P	WPK06-1007043L
10	94	65	22	2	WPK06-1009465P	WPK06-1009465L
12	70	35	30	2	WPK05-1207035P	WPK05-1207035L
12	94	57	30	2	WPK05-1209457P	WPK05-1209457L
12	70	43	22	2	WPK06-1207043P	WPK06-1207043L
12	94	65	22	2	WPK06-1209465P	WPK06-1209465L



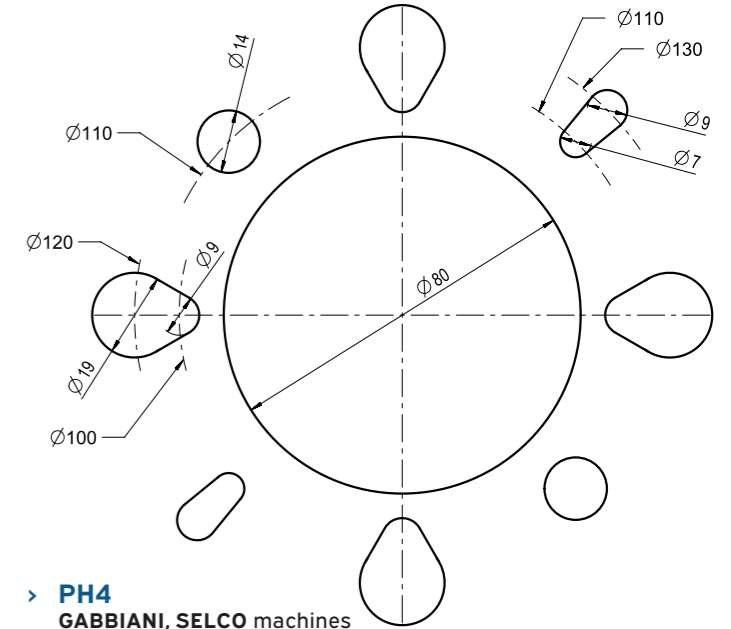


V / **SAWING**

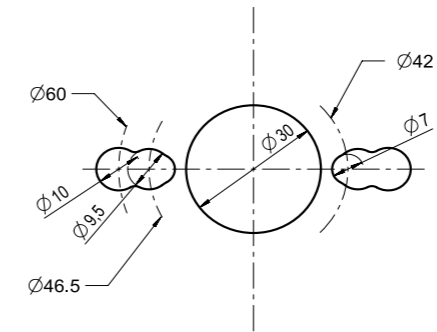
Saw mounting



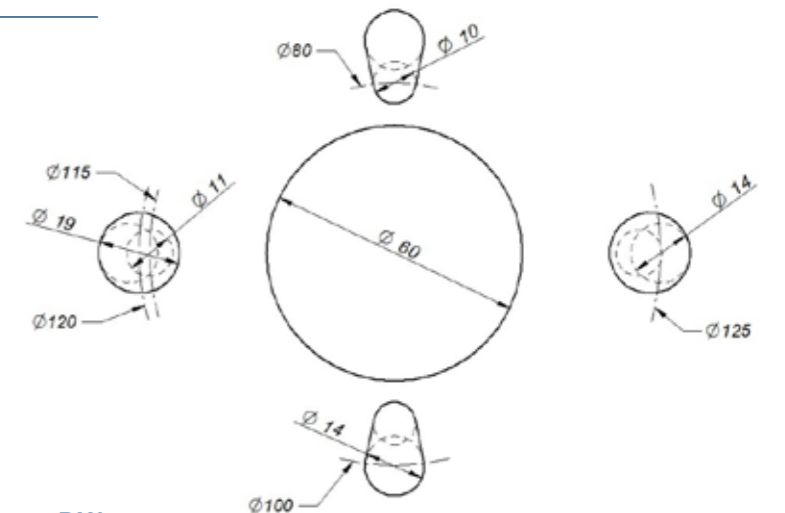
> **PH5**
GIBEN, EUROMAC machines



> **PH4**
GABBIANI, SELCO machines



> **PH2**
PANHANS, SCM, SCHEER,
SCHELLING, CASADEI machines



> **PH1**
HOLZMA machines

Description:

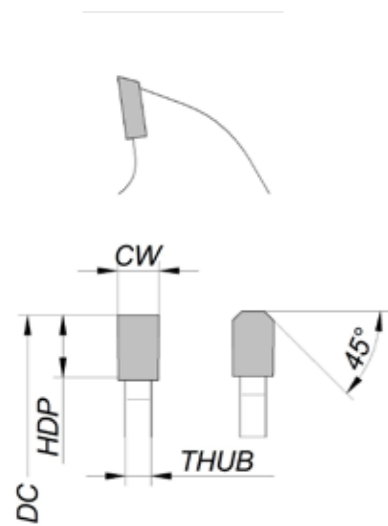
Circular sawblades DP. HDIA=8mm.

Application:

End mills for cutting grooves and dados for chipboard, grooves in wood-based panels coated before edging, MDF boards, and solid wood. Used on single-sided and double-sided edge banding machines.

Information:

Good machining quality and durability are ensured by the optimized geometry of the tool. The saw is resharpenable multiple times.



DC	CW	THUB	DCB	PH	ZEFP	INDICATION	MACHINES
300	4,4	3,2	30		72	PTDK1-300307201	
300	3,2	2,2	30	PH2	96	PTDK1-300309601	
300	4,4	3,2	80	PH4	72	PTDK1-300807201	GABBIANI
310	4,4	3,2	60	2/14/100	72	PTDK1-310607201	HOLZMA
320	4,4	3,2	30	PH2	60	PTDK1-320306001	
320	4,4	3,2	65	2/8/100+2/9/110	60	PTDK1-320656001	SELCO
320	4,4	3,2	30		72	PTDK1-320307201	
320	4,4	3,2	60		72	PTDK1-320607201	
320	4,4	3,2	65	2/8/100+2/9/110	72	PTDK1-320657201	SELCO
320	4,4	3,2	80	PH4	72	PTDK1-320807201	GABBIANI-SCM-SELCO
350	4,4	3,2	30	PH2	72	PTDK1-350307201	
350	4,4	3,2	60	2/14/100	72	PTDK1-350607201	HOLZMA
350	4,4	3,2	75	PH5	72	PTDK1-350757201	GIBEN-HOMAG-MACMAZZA
360	4,4	3,2	30	PH3	72	PTDK1-360307201	SCHELLING
360	4,4	3,2	65	2/9/100+2/9/110	72	PTDK1-360657201	SELCO
380	4,4	3,2	60	2/14/100	72	PTDK1-380607201	HOLZMA
380	4,8	3,5	60	2/14/100	72	PTDK1-380607202	HOLZMA
380	4,4	3,2	65		72	PTDK1-380657201	SELCO
380	4,4	3,2	80	PH4	72	PTDK1-380807201	GABBIANI
400	4,4	3,2	60		72	PTDK1-400607201	
400	4,4	3,2	65	2/9/100+2/9/110	72	PTDK1-400657201	SELCO
400	4,4	3,2	75	4/15/105+2/7/110	72	PTDK1-400757201	
400	4,4	3,2	80	PH4	72	PTDK1-400807201	GABBIANI-SCM-SELCO
420	4,4	3,2	80	PH4	72	PTDK1-420807202	GABBIANI-SCM-SELCO
430	4,4	3,2	65	2/9/100+2/9/110	72	PTDK1-430657201	SELCO
430	4,4	3,2	80	PH4	72	PTDK1-430807201	GABBIANI-SCM-SELCO
450	4,4	3,2	30	2/13/94	72	PTDK1-450307201	SCHELLING
450	4,8	3,5	60	2/14/125	72	PTDK1-450607201	HOLZMA
460	4,4	3,2	30	2/13/94	72	PTDK1-460307201	SCHELLING
460	4,8	3,5	80	2/14/110	72	PTDK1-460807201	
480	4,4	3,2	30	2/13/94	72	PTDK1-480307201	SCHELLING
520	4,8	3,5	60	2/11/115+2/19/120	72	PTDK1-520607201	HOLZMA

Description:

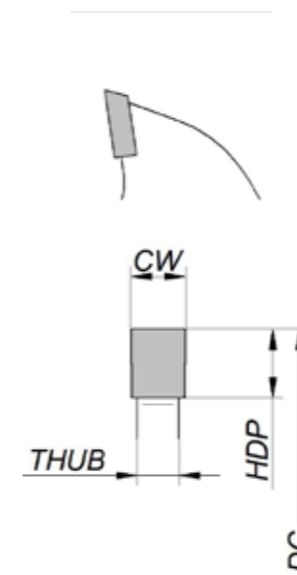
Grooving circular saw DP.

Application:

End mills for cutting grooves and dados for chipboard, grooves in wood-based panels coated before edging, MDF boards, and solid wood. Used on single-sided and double-sided edge banding machines.

Information:

Good machining quality and durability are ensured by the optimized geometry of the tool. The saw is resharpenable multiple times.



DC	CW	DCB	ZEFP	INDICATION
120	4,0	20	24	PTDK6-120202401
120	3,2	20	24	PTDK6-120202402
125	3,2	20	24	PTDK6-125202401
125	4,0	30	24	PTDK6-125302401
150	4,0	30	36	PTDK6-150303601
150	2,0	65	16	PTDK6-150651601
180	4,0	30	36	PTDK6-180303601
180	2,0	60	24	PTDK6-180602401
200	4,0	30	36	PTDK6-200303601
200	4,0	30	35	PTDK6-200353601
250	4,0	30	60	PTDK6-250306001

Description:

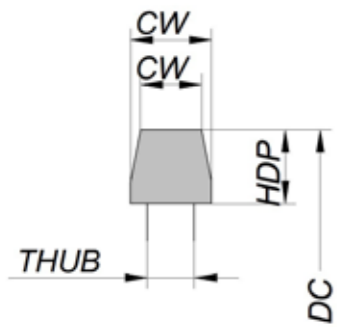
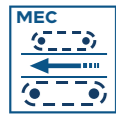
Scoring sawblades DP.

Application:

Used for trimming wood-based panels coated before edging, MDF boards, and other materials. Mainly employed in conjunction with circular saws featuring DP blades, depending on the type of machine.

Information:

Good machining quality and durability are ensured by the optimized geometry of the tool. The scoring sawblad is resharpenable multiple times.



DC	CW	THUB	DCB	PH	ZEFP	INDICATION	MACHINES
100	3,3/4,4	2,2	20		20	PDTK9-100202003	
100	3,3/4,4	2,2	30		20	PDTK9-100302003	
120	3,1/4,4	2,2	20		24	PDTK9-120202403	
125	3,1/4,1	2,2	20		24	PDTK9-125202408	
150	4,3/5,3	3,2	30		36	PDTK9-150303601	
180	4,8/5,8	3,5	20		36	PDTK9-180203601	
180	4,8/5,8	3,5	45		36	PDTK9-180453601	HOLZMA
180	4,4/5,6	3,2	45		36	PDTK9-180453602	HOLZMA
200	5,2/6,0	4,0	20		36	PDTK9-200203601	
200	4,3/5,3	3,2	20		36	PDTK9-200203605	
200	4,3/5,3	3,2	50		36	PDTK9-200503605	
200	4,4/5,7	3,2	65	2/9/100+2/9/110	36	PDTK9-200653601	SELCO
215	4,2/5,3	3,2	50	3/15/80	36	PDTK9-215503601	GIBEN
250	4,3/5,6	3,2	30	2/10/60	40	PDTK9-250304001	
300	4,6/5,7	3,5	80		36	PDTK9-300803601	

Description:

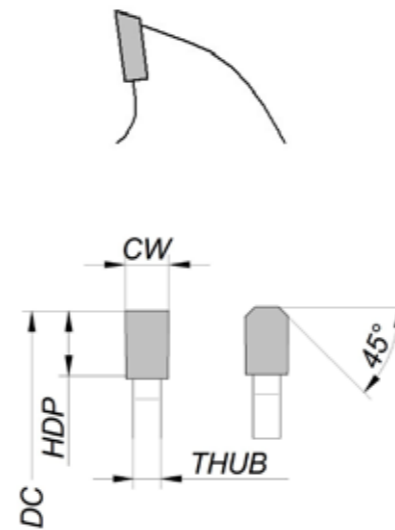
Sizing circular sawblades HW.

Application:

Used for cutting single or bundled wood-based panels coated before edging, MDF boards, and solid wood. Applied on longitudinal or angular saws depending on the type of machine.

Information:

Very good cutting quality and durability are ensured by an innovative type of carbide used for the teeth of the blades and the optimized geometry of the tool.



DC	CW	THUB	DCB	PH	ZEFP	INDICATION	MACHINES
300	4,4	3,2	30	PH2	72	PTWK1-300307201	
300	4,4	3,2	80	PH4	72	PTWK1-300807201	GABBIANI
310	4,4	3,2	60	2/14/100	72	PTWK1-310607201	HOLZMA
320	4,4	3,2	30	PH2	60	PTWK1-320306001	
320	4,4	3,2	30		72	PTWK1-320307201	
320	4,4	3,2	65	2/8/100+2/9/110	60	PTWK1-320656001	SELCO
320	4,4	3,2	65	2/8/100+2/9/110	72	PTWK1-320657201	SELCO
320	4,4	3,2	80	PH4	72	PTWK1-320807201	GABBIANI-SCM-SELCO
350	4,4	3,2	30	PH2	72	PTWK1-350307201	
350	4,4	3,2	60	2/14/100	72	PTWK1-350607201	HOLZMA
350	4,4	3,2	75	PH5	72	PTWK1-350757201	GIBEN-HOMAG-MACMAZZA
360	4,4	3,2	30	PH3	72	PTWK1-360307201	SCHELLING
360	4,4	3,2	65	2/9/100+2/9/110	72	PTWK1-360657201	SELCO
380	4,4	3,2	60	2/14/100	72	PTWK1-380607201	HOLZMA
380	4,8	3,5	60	2/14/101	72	PTWK1-380607202	HOLZMA
380	4,4	3,2	65		72	PTWK1-380657201	SELCO
380	4,4	3,2	80	PH4	72	PTWK1-380807201	GABBIANI-SCM
400	4,4	3,2	65	2/9/100+2/9/110	72	PTWK1-400657201	SELCO
400	4,4	3,2	75	4/15/105	72	PTWK1-400757201	GIBEN-HOMAG
400	4,4	3,2	80	PH4	72	PTWK1-400807201	GABBIANI-SCM-SELCO
420	4,4	3,2	80	PH4	72	PTWK1-420807201	GABBIANI-SCM-SELCO
430	4,4	3,2	65	2/9/100+2/9/110	72	PTWK1-430657201	SELCO
430	4,4	3,2	80	PH4	72	PTWK1-430807201	GABBIANI-SCM-SELCO
450	4,4	3,2	30	2/13/94	72	PTWK1-450307201	SCHELLING
450	4,4	3,2	75	4/15/105	72	PTWK1-450757201	GIBEN
450	4,8	3,5	60	2/14/125	72	PTWK1-450607201	HOLZMA
460	4,4	3,2	30	2/13/94	72	PTWK1-460307201	SCHELLING
460	4,8	3,5	80	2/14/110	72	PTWK1-460807201	
480	4,4	3,2	30	2/13/94	72	PTWK1-480307201	SCHELLING
520	4,8	3,5	60	2/11/115+2/19/120	72	PTWK1-520607201	HOLZMA

Description:

Sizing circular sawblades HW.

Application:

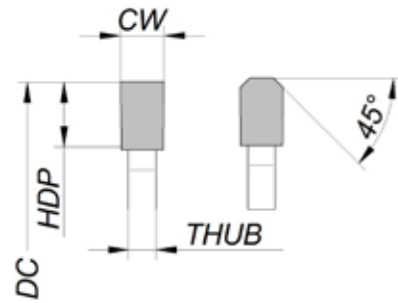
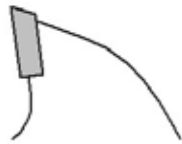
Used for cutting single or bundled wood-based panels coated before edging, MDF boards, and solid wood. Applied on longitudinal or angular saws depending on the type of machine.

Information:

Very good cutting quality and durability are ensured by an innovative type of carbide used for the teeth of the blades and the optimized geometry of the tool.



DC	CW	THUB	DCB	PH	ZEFP	INDICATION
250	3,2	2,2	30	PH2	80	PTWK2-250308001
300	3,2	2,2	30	PH2	96	PTWK2-300309601
350	3,2	2,2	30	PH2	108	PTWK2-3503010801

**Description:**

Panel circular sawblades HW.

Application:

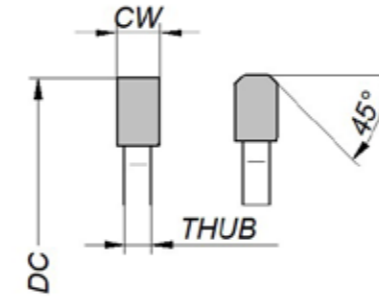
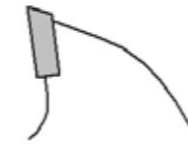
Used for cutting single sheets as well as bundled wood-based panels coated before edging, MDF boards, and solid wood. Suitable for use on longitudinal or angular saws depending on the type of machine.

Information:

Very good cutting quality and durability are ensured by an innovative type of carbide used for the teeth of the blades and the optimized geometry of the tool.



DC	CW	THUB	DCB	PH	ZEFP	INDICATION	MACHINE
300	4,4	3,0	65	2/8,5/110	60	PTK1-691C506403	Selco
300	4,4	3,0	75		72	PTK1-691E260403	Homag
305	4,4	3,0	30	2/10/60	60	PTK1-691A628484	Mayer, Panhans
320	4,4	3,0	65	2/9/110	60	PTK1-691D506403	Selco, Biesse
350	4,4	3,2	30	2/10/60	72	PTK1-699G872403	Panhans, Schelling, SCM
350	4,4	3,2	60	2/14/100 + 2/14/125	72	PTK1-699M011491	Holzma
350	4,4	3,2	75	2/10/120	72	PTK1-691B583484	Giben
355	4,4	3,2	75		60	PTK1-691B072403	Giben
355	4,4	3,0	80	4/8,5/100+2/7/110+2/14/110	72	PTK1-691A469403	Gabbiani, SCM
360	4,4	3,2	30	2/10/60	72	PTK1-691K103484	Schelling
380	4,4	3,2	60	2/14/110+2/14/125	72	PTK1-699H471491	Holzma
380	4,8	3,5	60	2/14/110+2/14/125	72	PTK1-699G046491	Holzma
400	4,25	3,2	30		72	PTK1-691A475403	Scheer
400	4,4	3,2	30	2/10/60	72	PTK1-691D831491	Schelling, HOLZ-HER
400	4,4	3,2	60	2/10/60	72	PTK1-691B690403	Anthon
400	4,8	3,5	60		72	PTK1-691E234403	Holzma
400	4,4	3,2	75	4/15/105	72	PTK1-699G871403	Giben, Homag
400	4,4	3,2	80	2/8,5/130+4/19/120	72	PTK1-691B914484	Gabbiani, SCM
420	4,8	3,5	60	2/14/125+2/19/120	72	PTK1-691A181403	Holzma
430	4,4	3,2	80	2/8,5/130+4/19/120	72	PTK1-699H838403	Selco
430	4,4	3,2	75	4/15/105	96	PTK1-691B734403	Giben
450	4,4	3,2	30	2/10/60	72	PTK1-691C024403	Schelling
450	4,4	3,2	75	2/8,5/110	72	PTK1-699M651491	Giben
450	4,8	3,5	60	2/14/125+2/19/120	72	PTK1-699G048491	Holzma
450	4,8	3,5	80	2/14/125+2/19/120	72	PTK1-699G873403	Gabbiani, SCM
460	4,4	3,2	30	2/10/60+2/13/94	72	PTK1-699L218491	Schelling
470	4,8	3,5	75	4/15/105	72	PTK1-691K001484	Giben
470	4,4	3,2	75	4/15/105	96	PTK1-691B951403	Giben
480	4,4	3,2	30	2/13/94	72	PTK1-699U874491	Schelling
480	4,8	3,5	60	2/9/130+4/19/120	72	PTK1-699T878491	Holzma
480	4,8	3,5	80	2/9/130+4/19/120	72	PTK1-699P038491	Selco
500	4,8	3,5	60	2/11/115	60	PTK1-691E004403	Holzma
500	4,8	3,5	60	2/11/115	72	PTK1-691A629403	Holzma
520	4,4	3,2	30	2/13/94	72	PTK1-699V155484	Schelling
520	4,8	3,5	60	2/11/115	60	PTK1-691C095403	Holzma
570	5,2	3,8	80	2/11/115	72	PTK1-691E661403	Giben
570	4,8	3,5	60	2/11/115+2/19/120	72	PTK1-699V052484	Holzma
600	5,8	4,0	60	2/11/115+2/19/120	72	PTK1-699V051484	Holzma
670	5,8	4,2	60	2/11/115+2/19/120	72	PTK1-691E378403	Holzma



**Description:**

Sizing circular saw blades HW.

Application:


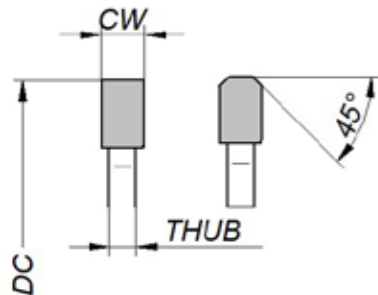
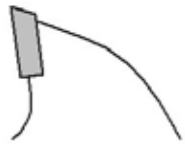
Used for cutting single sheets as well as bundled wood-based panels coated before edging, MDF boards, and solid wood. Suitable for use on longitudinal or angular saws depending on the type of machine.

Information:

Very good cutting quality and durability are ensured by an innovative type of carbide used for the teeth of the blades and the optimized geometry of the tool.



DC	CW	THUB	DCB	PH	ZEFP	INDICATION
250	3,2	2,2	30	PH2	80	PTK2-691I697403
300	3,2	2,2	30	PH2	72	PTK2-691I892403
300	3,2	2,2	30	PH2	96	PTK2-691I619403
303	3,2	2,2	30	2/9/44 + 2/10/60	100	PTK2-691B086484
350	3,2	2,2	30	2/10/60	80	PTK2-691AI53484
350	3,2	2,2	30	2/10/60	108	PTK2-691A660484

**Description:**

Circular saw blades HW.

Application:

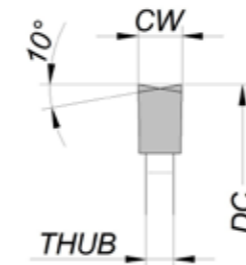
Used for cutting single solid wood as well as for cutting both single sheets and bundles of wood-based panels coated before edging, MDF boards, and plywood. Suitable for use on longitudinal or angular saws depending on the type of machine.

Information:

Very good cutting quality and durability are ensured by an innovative type of carbide used for the teeth of the blades and the optimized geometry of the tool.



DC	CW	THUB	DCB	PH	ZEFP	INDICATION
250	3,2	2,2	30	2/10/60	80	PTK3-659A719484
300	3,2	2,2	30	2/10/61	60	PTK3-659A836484
300	3,2	2,2	30	2/10/62	72	PTK3-659A715484
300	3,2	2,2	30	2/10/63	96	PTK3-659A720403
350	3,5	2,2	30	2/10/64	54	PTK3-659A608484
350	3,2	2,2	30	2/10/65	72	PTK3-659A718484
350	3,2	2,2	30	2/10/66	84	PTK3-659A712484
350	3,2	2,2	30	2/10/67	108	PTK3-659A717484



Description:

Circular sawblades HW.

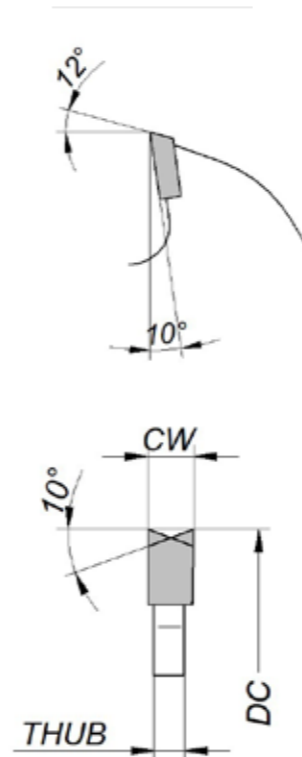
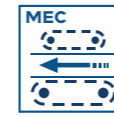
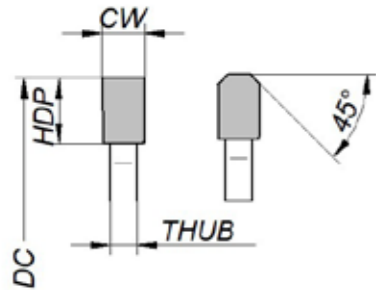
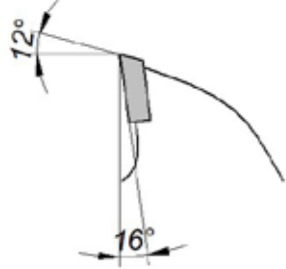
Application:

Wet and dry wood.

Information:

Saws for longitudinal cutting with good finish and excellent chip removal.

DC	CW	THUB	DCB	PH	ZEFP	INDICATION	MACHINES
250	3,2	2,2	30		24	PTGI-LL2503230F24	
450	4,2	2,8	30		40	PTGI-LL4504230F40	
250	3	2,5	30		80	PTGI-LQ250303080/C	
300	4,4	3,2	30	PH2	72	PTGI-LS3004430F72T	
300	4,4	3,2	80	PH4	60	PTGI-LS3004480F60T	GABBIANI
320	4,4	3,2	30		72	PTGI-LS3204430F72T	
320	4,4	3,2	65	2/9/100+2/9/110	60	PTGI-LS3204465F60T/A	SELCO
320	3,5	3,2	80	PH4	60	PTGI-LS3204480F60T	GABBIANI-SCM-SELCO
350	4,4	3,2	30	PH2	72	PTGI-LS3504430F72T	
350	4,4	3,2	60	2/14/100	72	PTGI-LS3504460F72T	HOLZMA
350	4,4	3,2	65	2/9/100+2/9/110	72	PTGI-LS3504465F72T/A	SELCO
350	4,4	3,2	75	PH5	72	PTGI-LS3504475F72T	
350	4,8	3,2	80	PH5	72	PTGI-LS3504480F72T	GABBIANI-SCM-SELCO
350	4,8	3,5	60	2/14/100	72	PTGI-LS3504860F72T	HOLZMA
360	4,4	3,2	30	PH3	72	PTGI-LS3604430F72T/A	SHELLING
360	4,4	3,2	65	2/9/100+2/9/110	72	PTGI-LS3604465F72T/A	SELCO
370	4,4	3,2	30	2/10/60	72	PTGI-LS3704430F72T	SHELLING
380	4,4	3,2	60	2/14/100	72	PTGI-LS3804460F72T	HOLZMA
380	4,4	3,2	65		72	PTGI-LS3804465F72T/A	SLECO
380	4,4	3,2	80	PH4	72	PTGI-LS3804480F72T	
380	4,8	6,5	60	2/14/100	72	PTGI-LS3804860F72T	HOLZMA
400	4,4	3,2	30	PH2	72	PTGI-LS4004430F72T	
400	4,4	3,2	60		72	PTGI-LS4004460F72T/B	
400	4,4	3,2	65	2/9/100+2/9/110	72	PTGI-LS4004465F72T/A	SELCO
400	4,8	3,5	60	2/14/100+2/14/125	72	PTGI-LS4004860F72T	HOLZMA
420	4,8	3,5	60	2/14/125	72	PTGI-LS4204860F72T	HOLZMA
430	4,4	3,2	65	2/14/125	72	PTGI-LS4304465F72T/A	SELCO
430	4,4	3,5	80	PH4	72	PTGI-LS4304480F72T	GABBIANI-SCM-SELCO
450	4,4	3,2	30	2/13/94	72	PTGI-LS4504430F72T	SHELLING
450	4,4	3,2	60	2/17/110+2/14/125	72	PTGI-LS4504460F72T	ANTHON-HOLZMA
450	4,4	3,2	75		72	PTGI-LS4504475F72T	
450	4,4	3,2	80	PH4	72	PTGI-LS4504480F72T	GABBIANI-SCM-SELCO
450	4,8	3,5	60	2/14/125	72	PTGI-LS4504860F72T	HOLZMA
460	4,4	3,2	30	2/13/94	72	PTGI-LS4604430F72T	SHELLING
460	4,8	3,5	80		72	PTGI-LS4604880F72T	
480	4,4	3,2	30	2/13/94	72	PTGI-LS4804430F72T	SHELLING
480	4,8	3,5	60	2/11/115+2/19/120	72	PTGI-LS4804860F72T	HOLZMA
500	6	4,0	75	4/15/105	72	PTGI-LS5006075F72T	GIBEN
520	4,8	3,5	60	2/11/115+2/19/120	60	PTGI-LS5204860F60T	HOLZMA
520	4,8	3,5	60	2/11/115+2/19/120	72	PTGI-LS5204860F72T	HOLZMA
540	5,8	4	60	2/11/115+2/19/120	60	PTGI-LS5405860F60T	HOLZMA
570	4,8	3,5	60	2/11/115+2/19/120	60	PTGI-LS5704860F60T	HOLZMA
570	5,8	4,0	60	2/11/115+2/19/120	60	PTGI-LS5705860F60T	HOLZMA
570	5,8	4,0	60	2/11/115+2/19/120	96	PTGI-LS5705860F96T	HOLZMA
620	6,2	4,0	40	2/13/114+2/17/140	60	PTGI-LS6206240F60T	SHELLING

**Description:**

Circular sawblades HW.

Application:

Universal saws used for cutting single solid wood as well as for cutting both single sheets and bundles of wood-based panels coated before edge banding, MDF boards, and plywood. Suitable for use on longitudinal or angular saws depending on the type of machine.

Information:

Very good cutting quality and durability are ensured by an innovative type of carbide used for the blade teeth and the optimized geometry of the tool.

DC	CW	THUB	DCB	ZEFP	INDICATION
105	3,5	2,5	22	20+4	PTG3-LE105352204D
105	3,5	2,5	22	20+4	PTG3-LE105352204S
150	2,0	1,4	30	36	PTG3-LF150203036
150	2,0	1,4	40	36	PTG3-LF150204036
250	1,8	1,8	30+2	40	PTG3-LF2502530F40
230	1,6	1,6	30+PH2	40	PTG3-LG2302230F40
300	2,4	1,8	30	80	PTG3-LG3002430F80
300	3,2	2,2	30	28	PTG3-LL3003230F28
350	3,5	2,5	30	32	PTG3-LL3503530F32
400	4,0	2,8	30	36	PTG3-LL4004030F36
420	4,2	2,8	30+PH2	40	PTG3-LL4204230F40
350	3,5	2,5	30	28	PTG3-LN3503530F28
400	4,0	2,8	30	32	PTG3-LN4004030F32
450	4,2	2,8	30	36	PTG3-LN4504230F36
600	5,2	3,6	30	48	PTG3-LN6005230F48
160	2,2	1,6	20	56	PTG3-LP1602220F56TN
160	2,4	1,6	20	48	PTG3-LP1602420F48
160	2,6	1,6	20	40	PTG3-LP1602620F40
190	2,6	1,6	30+2	40	PTG3-LP1902630F40
190	2,8	1,8	30+2	54	PTG3-LP1902830F54TN
210	2,8	1,8	30	24	PTG3-LP2102830F24
210	2,8	1,8	30	36	PTG3-LP2102830F36
210	2,8	1,8	30	48	PTG3-LP2102830F48
210	2,8	1,8	30	54	PTG3-LP2102830F54TN
216	2,8	1,8	30	24	PTG3-LP216283024
216	2,8	1,8	30	48	PTG3-LP216283048
230	3,0	2	30	64	PTG3-LP216303064TN
230	2,8	1,8	30	24	PTG3-LP2302830F24
230	2,8	1,8	30	36	PTG3-LP2302830F36
235	2,8	1,8	30	48	PTG3-LP2302830F48
235	2,8	1,8	30	24	PTG3-LP2352830F24
235	2,8	1,8	30	36	PTG3-LP2352830F36
235	2,8	1,8	30	48	PTG3-LP2352830F48
150	3,2	2,2	30	24	PTG3-LU150323024
150	3,2	2,2	30	30	PTG3-LU150323030
150	3,2	2,2	30	36	PTG3-LU150323036
160	3,2	2,2	30	48	PTG3-LU160322248
180	3,2	2,2	30	30	PTG3-LU180323030
250	3,2	2,2	30	80	PTG3-LU2503230F80
300	3,2	2,2	30	36	PTG3-LU3003230F36
300	3,2	2,2	30	48	PTG3-LU3003230F48
300	3,2	2,2	30	72	PTG3-LU3003230F72
300	3,2	2,2	30	96	PTG3-LU3003230F96
315	3,2	2,2	30+2	48	PTG3-LU3153230F48/E
350	3,5	2,5	30+PH2	108	PTG3-LU3503530F108
350	3,5	2,5	30	54	PTG3-LU3503530F54
350	3,5	2,5	30	72	PTG3-LU3503530F72I
350	3,5	2,5	30	84	PTG3-LU3503530F84
400	4,0	2,8	30	120	PTG3-LU4004030F120
500	4,2	3	30	96	PTG3-LU5004230F96
500	4,0	2,8	30	120	PTG3-LV5004030F120
120	3,6	2,8	40+8	36	PTG3-LX1203640F36
150	4,0	2,8	30	36	PTG3-LX150403036
180	3,5	2,5	22	42	PTG3-LX180352242
215	4,0	2,8	35+6	50	PTG3-LX2154035F50
450	4,0	2,8	80+12	72	PTG3-LX4504080F72

**Description:**

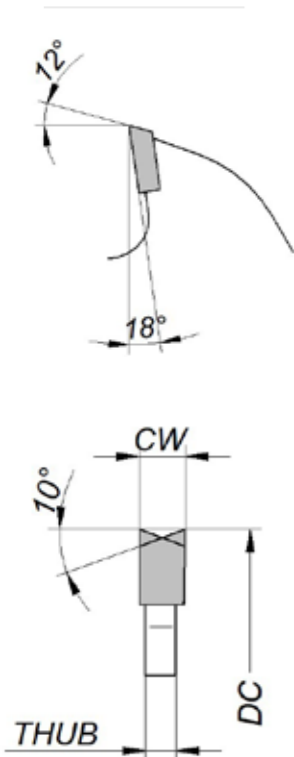
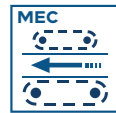
Multi-sawblades HW.

Application:

Dry and wet wood.

Information:

Saws for longitudinal cutting with a good finish and excellent chip removal.



DC	CW	THUB	DCB	ZEFP	INDICATION
180	2,5	1,8	40	21+3	PTG4-LM1802540213
250	2,7	1,8	70+4	20+4	PTG4-LM2502770K204/A
250	3,5	2,2	70+4	16+2	PTG4-LM2503570K162
300	3,2	2,2	30+2	24+2+2	PTG4-LM3003230F244
300	3,2	2,2	55	16+4	PTG4-LM3003255I64
300	3,2	2,2	70+2	24+4	PTG4-LM3003270K244
300	3,5	2,2	70+4	18+4	PTG4-LM3003570K184
300	3,5	2,2	80+4	18+4	PTG4-LM3003580K184/B
300	3,7	2,5	70+4	18+4	PTG4-LM3003770K184
300	3,7	2,5	80+4	18+4	PTG4-LM3003780K184
350	3,5	2,5	60	16+4	PTG4-LM3503560I64
350	3,5	2,5	60+2	24+2+4	PTG4-LM3503560K246
350	3,9	2,6	70+2	18+4	PTG4-LM3503970K184/C
350	3,9	2,6	80+4	18+4	PTG4-LM3503980K184/A
350	4,2	2,8	70+4	18+4	PTG4-LM3504270K184
350	4,2	2,8	80+4	18+4	PTG4-LM3504280K184
400	4,2	2,8	70+4	18+6	PTG4-LM4004270K186
400	4,2	2,8	80+4	18+6	PTG4-LM4004280K186

**Description:**

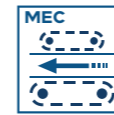
Scoring saw blades and groove-cutting saw cutters with carbide tips.

Application:

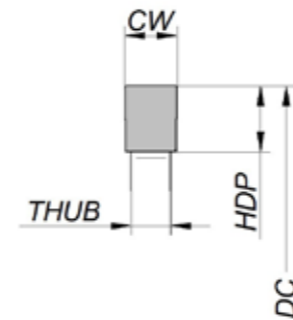
Scoring saws are used for pre-cutting wood-based panels before edge banding, MDF boards, and other materials. Groove cutters are used for creating grooves, slots for plywood sheets, glazing in wood-based panels coated before edge banding, MDF panels, and solid wood. Suitable for single- and double-sided edge banding machines.

Information:

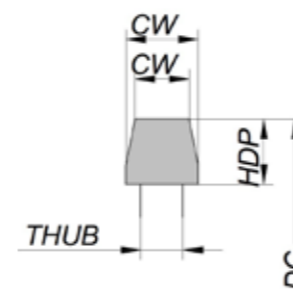
High processing quality and durability thanks to the optimized tool geometry. Multiple sharpening.



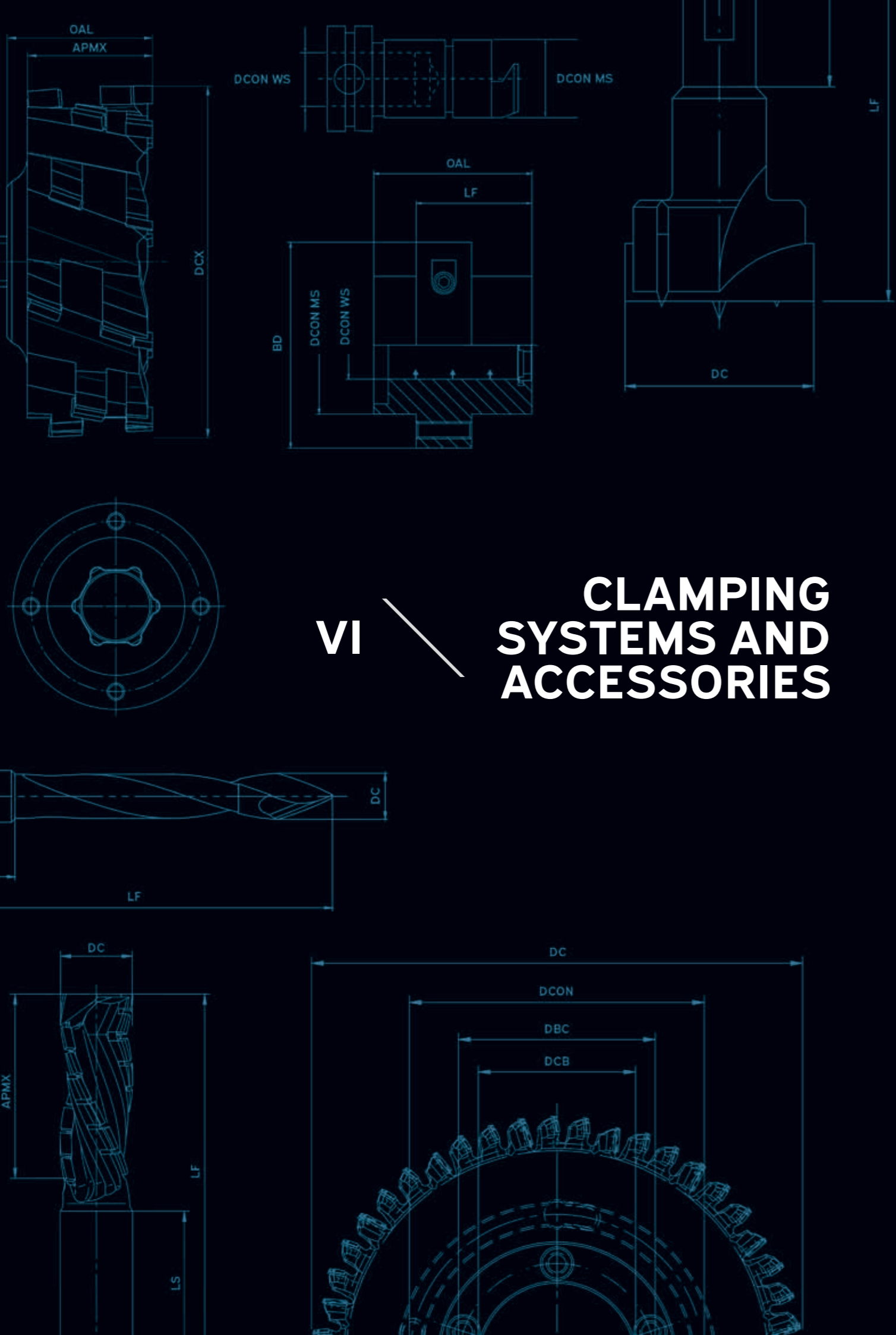
Grooving saw



Scorer



DC	CW	THUB	DCB	PH	ZEFP	INDICATION	MACHINES
80	2,8/3,6	-	20		10+10	PTG9-LD8028362010	
100	2,8/3,6	-	20		10+10	PTG9-LD10028362010	
120	3,1/4,3	2,2	20		20	PTG9-LC120312020	
125	3,1/4,3	2,2	20		24	PTG9-LC125312024	
150	4,3/5,5	3,2	30		36	PTG9-LC150433036	
160	4,3/5,5	3,2	45	03/11/2010	36	PTG9-LC1604345F36	GIBEN
160	4,3/5,5	3,2	55	3/7/66+3/6/84	36	PTG9-LC1604355F36	GABBIANI-MACMAZZA
180	4,3/5,5	3,2	45		36	PTG9-LC180434536	HOLZMA
180	4,7/6,0	3,5	45		36	PTG9-LC180474536	HOLZMA
180	4,3/5,5	3,2	30	02/10/1960	36	PTG9-LC1804330F36	
180	4,35,5	3,2	50	3/12,5/80	44	PTG9-LC1804350F44	GIBEN
200	4,3/5,5	3,2	20		36	PTG9-LC200432036	
200	4,3/5,6	3,2	30	02/10/1960	36	PTG9-LC2004330F36	
200	4,3/5,7	3,2	30		36	PTG9-LC200434536	HOLZMA
200	4,3/5,8	3,2	30	2/9/100+2/9/110	36	PTG9-LC2004365F36/A	SELCO
200	4,3/5,9	3,2	30	2/14/110	36	PTG9-LC2004380F36	GABBIANI
200	4,3/5,10	3,2	30	2/9/100+2/9/110	36	PTG9-LC2004565F36/A	SELCO
200	4,7/6,0	3,5	45		36	PTG9-LC2004745F36	HOLZMA
200	4,7/6,0	3,5	65	2/9/100+2/9/110	36	PTG9-LC2004765F36/A	SELCO
200	5,0/6,2	3,5	20		36	PTG9-LC200502036	SHELLING
200	5,8/6,2	4,0	45		36	PTG9-LC200584536	HOLZMA
200	6,2/7,2	4	20		36	PTG9-LC200622036	SHELLING
215	4,3/5,5	4	50	3/15/80	42	PTG9-LC2154350F42	GIBEN
220	6,2/7,4	4,2	20		36	PTG9-LC220622036	
300	4,3/5,5	3,2	30		48	PTG9-LC3004330F48	
300	4,3/5,5	3,2	50	3/15/80	48	PTG9-LC3004350F48	GIBEN
300	4,3/5,5	3,2	65	2/9/100+2/9/110	72	PTG9-LC3004365F72/A	SELCO
300	4,3/5,3	3,2	80	2/14/110	72	PTG9-LC3004380F72	GIABBANI



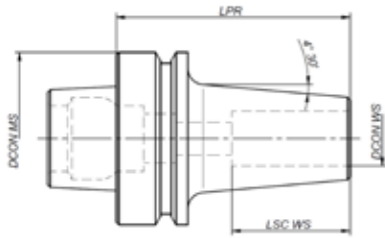
VI CLAMPING SYSTEMS AND ACCESSORIES

Holder types			
CNC	CLAMPING SYSTEMS	FOR SAWS	DRILL



Shrink-fit chuck

DCON WS	LPR	LSC WS	BALANCING	INDICATION
4	75	18	24000	UCTI-63F04075
6	75	28	24000	UCTI-63F06075
8	75	35	24000	UCTI-63F08075
10	75	40	24000	UCTI-63F10075
12	75	42	24000	UCTI-63F12075
14	75	47	24000	UCTI-63F14075
16	75	50	24000	UCTI-63F16075
18	75	50	24000	UCTI-63F18075
20	75	52	24000	UCTI-63F20075
4	90	18	24000	UCTI-63F04090
6	90	28	24000	UCTI-63F06090
8	90	35	24000	UCTI-63F08090
10	90	40	24000	UCTI-63F10090
12	90	42	24000	UCTI-63F12090
14	90	47	24000	UCTI-63F14090
16	90	50	24000	UCTI-63F16090
18	90	50	24000	UCTI-63F18090
20	90	52	24000	UCTI-63F20090
25	90	58	24000	UCTI-63F25090
32	90	58	24000	UCTI-63F32090



! Shrink-fit chuck is a precise and reliable mounting system for high speed use.



Collet chuck with hollow taper shank HSK

DCON MS	CSI	DCON WS	LPR	INDICATION LH	INDICATION RH
50F	ER32	3-20	73	UCZ1-50F32073L	UCZ1-50F32073R
50F	ER40	4-30	75	UCZ1-50F40075L	UCZ1-50F40075R
50F	EOC25	2-25	90	UCZ1-50F25075L	UCZ1-50F25075R
63F	ER32	3-20	73	UCZ1-63F32073L	UCZ1-63F32073R
63F	ER40	4-30	80	UCZ1-63F40080L	UCZ1-63F40080R
63F	EOC25	2-25	90	UCZ1-63F25090L	UCZ1-63F25090R



Accessories

> Precision collets ER

ER	DCON MS	INDICATION
32	3-2	UCA1-32ER03
32	4-3	UCA1-32ER04
32	5-4	UCA1-32ER05
32	6-5	UCA1-32ER06
32	8-7	UCA1-32ER08
32	10-9	UCA1-32ER10
32	12-11	UCA1-32ER12
32	13-12	UCA1-32ER13
32	14-13	UCA1-32ER14
32	15-14	UCA1-32ER15
32	16-15	UCA1-32ER16
32	18-17	UCA1-32ER18
32	20-19	UCA1-32ER20
40	3-2	UCA1-40ER03
40	4-3	UCA1-40ER04
40	5-4	UCA1-40ER05
40	6-5	UCA1-40ER06
40	8-7	UCA1-40ER08
40	10-9	UCA1-40ER10
40	12-11	UCA1-40ER12
40	13-12	UCA1-40ER13
40	14-13	UCA1-40ER14
40	15-14	UCA1-40ER15
40	16-15	UCA1-40ER16
40	18-17	UCA1-40ER18
40	20-19	UCA1-40ER20
40	22-21	UCA1-40ER22
40	25-24	UCA1-40ER25
40	30-29	UCA1-40ER30

> Precision collets EOC

EOC	DCON MS	INDICATION
25	3-2,5	UCA2-25E003
25	4-3,5	UCA2-25E004
25	5-4,5	UCA2-25E005
25	6-5,5	UCA2-25E006
25	8-7,5	UCA2-25E008
25	10-9,5	UCA2-25E010
25	12-11,5	UCA2-25E012
25	13-12,5	UCA2-25E013
25	14-13,5	UCA2-25E014
25	15-14,5	UCA2-25E015
25	16-15,5	UCA2-25E016
25	18-17,5	UCA2-25E018
25	20-19,5	UCA2-25E020
25	25-24,5	UCA2-25E025

CLAMPING SYSTEMS AND ACCESSORIES

CLAMPING SYSTEMS AND ACCESSORIES



Collet chuck ISO

DCON MS	CSI	DCON WS	LPR	INDICATION LH	INDICATION RH
30	ER32	3-20	50	UCZ2-30I32050L	UCZ2-30I32050R
30	ER32	3-20	68	UCZ2-30I32068L	UCZ2-30I32068R
30	ER40	4-30	57	UCZ2-30I40057L	UCZ2-30I40057R
30	ER40	4-30	68	UCZ2-30I40068L	UCZ2-30I40068R
30	EOC25	2-25	70	UCZ2-30I25070L	UCZ2-30I25070R
40	ER32	3-20	68	UCZ2-40I32068L	UCZ2-40I32068R
40	ER40	4-30	68	UCZ2-40I40068L	UCZ2-40I40068R
40	EOC25	2-25	74	UCZ2-40I25074L	UCZ2-40I25074R

Accessories



> Precision collets ER

ER	DCON MS	INDICATION
32	3-2	UCA1-32ER03
32	4-3	UCA1-32ER04
32	5-4	UCA1-32ER05
32	6-5	UCA1-32ER06
32	8-7	UCA1-32ER08
32	10-9	UCA1-32ER10
32	12-11	UCA1-32ER12
32	13-12	UCA1-32ER13
32	14-13	UCA1-32ER14
32	15-14	UCA1-32ER15
32	16-15	UCA1-32ER16
32	18-17	UCA1-32ER18
32	20-19	UCA1-32ER20
40	3-2	UCA1-40ER03
40	4-3	UCA1-40ER04
40	5-4	UCA1-40ER05
40	6-5	UCA1-40ER06
40	8-7	UCA1-40ER08
40	10-9	UCA1-40ER10
40	12-11	UCA1-40ER12
40	13-12	UCA1-40ER13
40	14-13	UCA1-40ER14
40	15-14	UCA1-40ER15
40	16-15	UCA1-40ER16
40	18-17	UCA1-40ER18
40	20-19	UCA1-40ER20
40	22-21	UCA1-40ER22
40	25-24	UCA1-40ER25
40	30-29	UCA1-40ER30

> Precision collets EOC

EOC	DCON MS	INDICATION
25	3-2,5	UCA2-25E003
25	4-3,5	UCA2-25E004
25	5-4,5	UCA2-25E005
25	6-5,5	UCA2-25E006
25	8-7,5	UCA2-25E008
25	10-9,5	UCA2-25E010
25	12-11,5	UCA2-25E012
25	13-12,5	UCA2-25E013
25	14-13,5	UCA2-25E014
25	15-14,5	UCA2-25E015
25	16-15,5	UCA2-25E016
25	18-17,5	UCA2-25E018
25	20-19,5	UCA2-25E020
25	25-24,5	UCA2-25E025



Description:

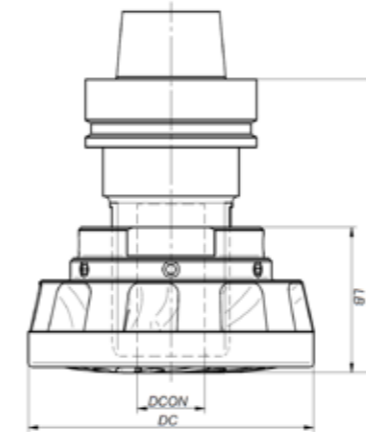
Hydraulic chuck with rotor.

Application:

Mounting shank cutters with cylindrical shank.

Information:

- > cone HSK 63F,
- > hydraulic tool clamp,
- > adjustable LF functional length for optimal setting,
- > supporting the removal of chips from the processing zone,
- > clamping force adjusted with a key,
- > quick and easy assembly of the tool,
- > the possibility of using reduction sleeves, in order to attach tools with a smaller shank.



DC	DCON	LF	LB	INDICATION LH	INDICATION RH
90	25	103	56	UCS1-63F25090L	UCS1-63F25090R
105	25	103	56	UCS1-63F25105L	UCS1-63F25105R

Accessories

> Universal Reducing Bushings H98

DCON WS	DCON MS	INDICATION
25	3	UCA3-25HS03
25	4	UCA3-25HS04
25	5	UCA3-25HS05
25	6	UCA3-25HS06
25	8	UCA3-25HS08
25	10	UCA3-25HS10
25	12	UCA3-25HS12
25	14	UCA3-25HS14
25	16	UCA3-25HS16
25	20	UCA3-25HS20

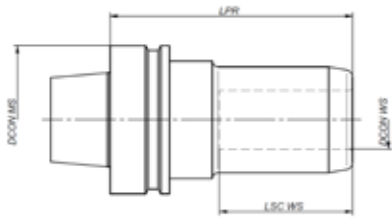
! H98 COLLET is used on CNC machines in ISO 30, HSK63F chucks. In conformity to DIN 6388.



Hydraulic chuck

DCON WS	LPR	LSC WS	BALANCING	INDICATION
12	85	42	24000	UCHI-63F12085
16	95	50	24000	UCHI-63F16095
20	95	52	18000	UCHI-63F20095
25	120	58	18000	UCHI-63F25120
32	120	58	18000	UCHI-63F32120

! The hydraulic chuck is ideal solution for workpiece machining, milling and drilling. It provides high clamping accuracy, absorbs vibrations well and is easy to use.



Accessories

> Universal Reducing Bushings H98

DCON WS	DCON MS	INDICATION
25	3	UCA3-25HS03
25	4	UCA3-25HS04
25	5	UCA3-25HS05
25	6	UCA3-25HS06
25	8	UCA3-25HS08
25	10	UCA3-25HS10
25	12	UCA3-25HS12
25	14	UCA3-25HS14
25	16	UCA3-25HS16
25	20	UCA3-25HS20

! H98 COLLET is used on CNC machines in ISO 30, HSK63F chucks. In conformity to DIN 6388.



Mounting Arbors HSK

DCON MS	DCON WS	LS CWS	LF	INDICATION
50F	20	70	42	UCNI-50F20070
50F	30	70	42	UCNI-50F30070
50F	30	80	42	UCNI-50F30080
50F	30	100	42	UCNI-50F30100
50F	30	150	42	UCNI-50F30150
50F	35	70	42	UCNI-50F35070
50F	35	80	42	UCNI-50F35080
50F	35	100	42	UCNI-50F35100
50F	35	150	42	UCNI-50F35150
63F	20	70	33	UCNI-63F20070
63F	30	70	33	UCNI-63F30070
63F	30	80	33	UCNI-63F30080
63F	30	100	33	UCNI-63F30100
63F	30	150	33	UCNI-63F30150
63F	35	70	33	UCNI-63F35070
63F	35	80	33	UCNI-63F35080
63F	35	100	33	UCNI-63F35100
63F	35	150	33	UCNI-63F35150
63F	40	70	33	UCNI-63F35070
63F	40	80	33	UCNI-63F35080
63F	40	100	33	UCNI-63F35100
63F	40	150	33	UCNI-63F35150



Mounting Arbors WEINIG

D CON MS	D CON WS	LS CWS	INDICATION
80	30	100	UCT2-80W30100
80	30	150	UCT2-80W30150
80	30	200	UCT2-80W30200
80	30	250	UCT2-80W30250
80	35	100	UCT2-80W35100
80	35	150	UCT2-80W35150
80	35	200	UCT2-80W35200
80	35	250	UCT2-80W35250
80	40	100	UCT2-80W40100
80	40	150	UCT2-80W40150
80	40	200	UCT2-80W40200
80	40	250	UCT2-80W40250

Clamping Nuts

> Collet nut

H	ER	D	M	D1	ROT. DIRECTION	INDICATION
20	25	1-16	M32X1,5	42	Right	UCA9-25GHCOD
20	25	1-16	M32X1,5	42	Left	UCA9-25GHCOS
22,5	32	3-20	M40X1,5	50	R	UCA9-32GHCOD
22,5	32	3-20	M40X1,5	50	L	UCA9-32GHCOS
25,5	40	4-30	M50X1,5	63	R	UCA9-40GHCOD
25,5	40	4-30	M50X1,5	63	L	UCA9-40GHCOS

> Ball bearing collet nut

H	ER	D	M	D1	ROT. DIRECTION	INDICATION
26	32	3-20	M40X1,5	50	R	UCA9-32GHRSF
29	40	4-30	M50X1,5	63	R	UCA9-40GHRSF

> Holder BT40
disassembly with mounting HSK63

STOZEK	INDICATION
HSK 63F	UCA8-HSK63F



> Wrenches with side grip

ROZMIAR	INDICATION
58/62	UCA9-H5862



> Wrenches for standard nut

ER	INDICATION
25	UCA9-25CHVST
32	UCA9-32CHVST
40	UCA9-40CHVST

UNH1

ETP AI

Description:

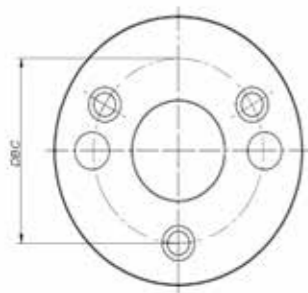
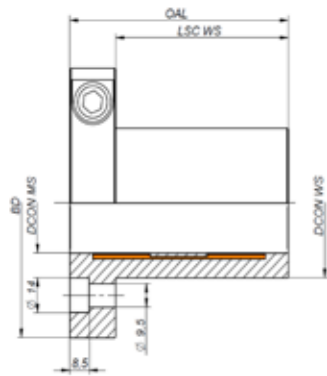
Hydraulic sleeve with one-sided clamp.

Application:

Mounting of arbor cutters (also in a set) on the spindle shaft.

Information:

- > one-sided clamp on the spindle shaft,
- > very high accuracy of connection with the spindle affecting the quality of cutting,
- > clamping force adjustment with a key.



DCON WS	DCON MS	BD	OAL	LSC WS	DBC	INDICATION
50	40	83	55	35	64	UNH1-4050055
60	40	93	55	35	74	UNH1-4060055
60	50	93	55	35	74	UNH1-5060055
60	50	93	75	55	74	UNH1-5060075
65	50	98	75	55	80	UNH1-5065075

UNH2

ETP CI

Description:

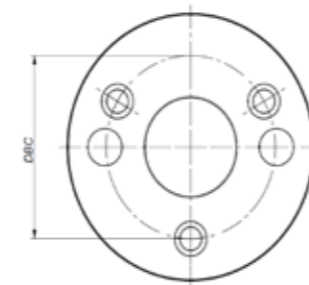
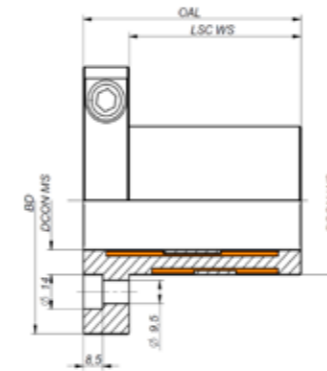
Hydraulic sleeve with double-sided clamp.

Application:

Mounting of arbor cutters (also in a set) on the spindle shaft.

Information:

- > two-sided clamp,
- > very high accuracy of connection with the spindle affecting the quality of cutting,
- > high accuracy of the connection between the holder and the tool, the tool can be changed without removing the holder from the spindle,
- > clamping force adjustment with a key.



DCON WS	DCON MS	BD	OAL	LSC WS	DBC	INDICATION
50	40	100	75	55	64	UNH2-4050075
60	40	102	75	55	74	UNH2-4060075
60	40	108	95	75	74	UNH2-4060095
60	40	108	115	95	74	UNH2-4060115
60	40	114	140	115	74	UNH2-4060140
60	50	102	75	55	74	UNH2-5060075
60	50	108	95	75	74	UNH2-5060095
60	50	108	115	95	74	UNH2-5060115
60	50	114	140	115	74	UNH2-5060140

URH1

EI-40/80-92

Description:

Hydro Clamping Bushings with hexagonal adapter bottom.

Application:

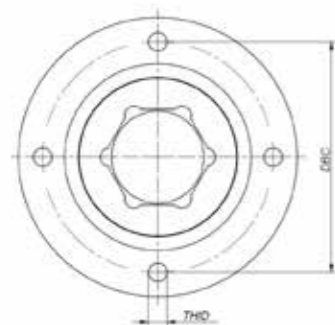
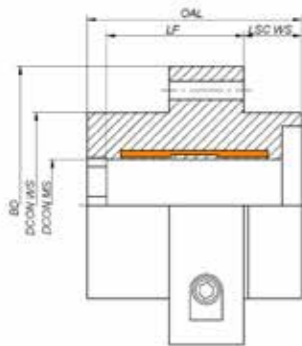
Mounting of shredders and cutters on the spindle shaft with a hexagonally-shaped connection.

Information:

- > one-sided clamp from the spindle side,
- > alternating hexagonal element, allowing assembly of the holder on any side,
- > very high accuracy of connection with the spindle affecting the quality of cutting,
- > clamping force adjustment with a key.



DCON WS	DCON MS	BD	OAL	LF	LSC WS	DBC	THID	INDICATION
80	40	120	92	58,5	25	100	4 x M8	URH1-40080



Accessories

- > Safety element



URH2

EI2-40/60-96

Description:

Hydro Clamping Bushings with hexagonal adapter bottom

Application:

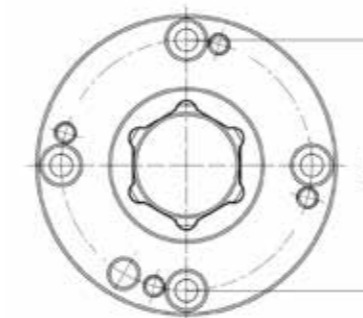
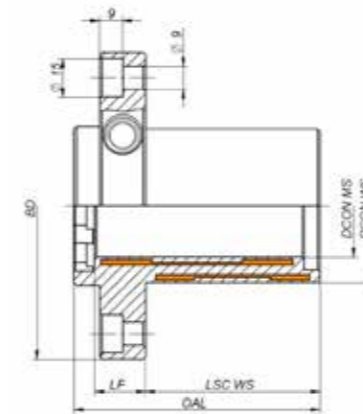
Mounting of shredders and cutters on the spindle shaft with a hexagonally-shaped connection.

Information:

- > two-sided clamp,
- > very high accuracy of connection with the spindle affecting the quality of cutting,
- > high accuracy of the connection between the holder and the tool, the tool can be changed without removing the holder from the spindle,
- > clamping force adjustment with a key.



DCON WS	DCON MS	BD	OAL	LF	LSC WS	DBC	THID	INDICATION
60	40	125	96	20	68	100	4 x M8	URH2-40060

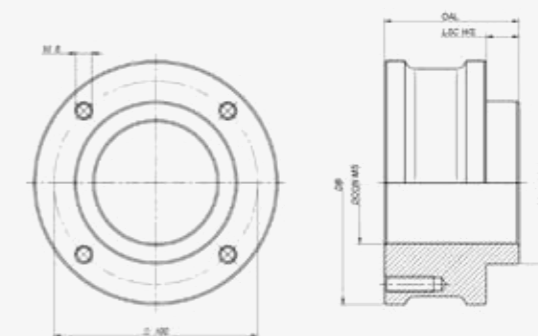


Accessories

- > Hex key
- > Safety element
- > Clamping Bushing URH2

Application: Mounting the shredders on the handle URH2

DCON WS	DCON MS	BD	OAL	LSC WS	THID	INDICATION
	60	120	46		4xM8	URAH2-01
80	60	120	62	16	4xM8	URAH2-02



! In order to use standard shredders, use the U500 spacer sleeve.

STANDARD HOLDER

Description:

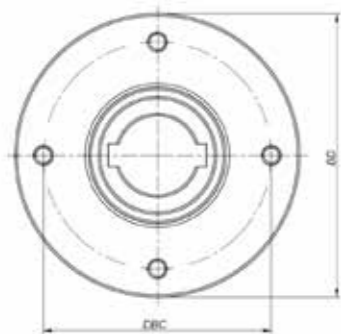
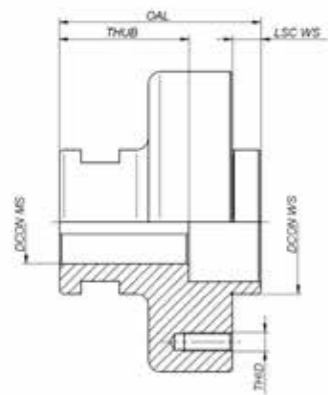
Standard clamping system.

Application:

Mounting on a spindle shaft with a prismatic key.

Information:

- > simple structure,
- > must be disassembled with the tool.



DCON WS	DCON MS	BD	OAL	THUB	LSC WS	DBC	THID	INDICATION
60	35	125	84	54	12	100	4 x M8	URS1-35060
60	40	125	84	54	12	100	4 x M8	URS1-40060
80	35	125	90	60	16	100	4 x M8	URS1-35080
80	40	125	90	60	16	100	4 x M8	URS1-40080

QUICK-CHANGE HOLDER

Description:

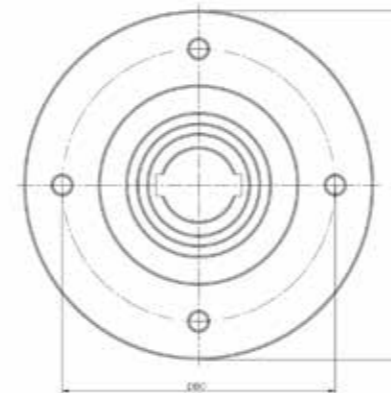
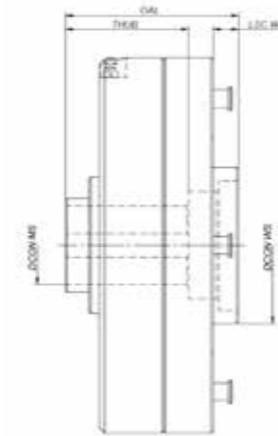
Quick-clamping system for hogers.

Application:

Mounting of shredders and arbor cutters on the spindle shaft with a prismatic key.

Information:

- > quick and easy tool replacement,
- > repeatable fastening,
- > tool replacement with means of compressed air.



DCON WS	DCON MS	BD	OAL	THUB	LSC WS	DBC	INDICATION
x	35	110	63	47,5	x	3 x 80	URF1-35110
60	35	160	77,5	56,5	19,5	4 x 130	URF1-35160
80	35	192	88	62,5	13	4 x 150	URF1-35192
x	40	110	63	47,5	x	3 x 80	URF1-40110
60	40	160	77,5	56,5	19,5	4 x 130	URF1-40160
80	40	192	88	62,5	13	4 x 150	URF1-40192

CLAMPING SYSTEMS AND ACCESSORIES

CLAMPING SYSTEMS AND ACCESSORIES

ADJUSTABLE HOLDER

Description:

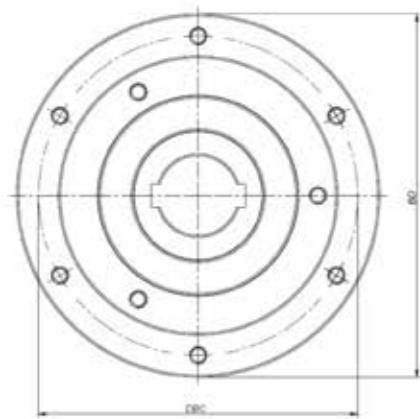
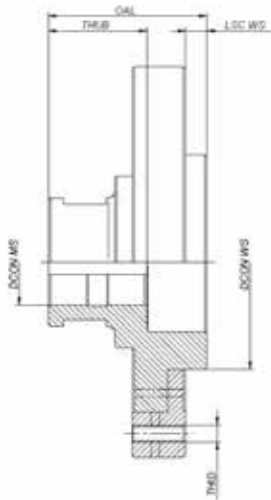
Adjustable clamping system for hogers.

Application:

Mounting of shredders with a prismatic key.

Information:

- > the highest clamping accuracy resulting in the quality of cutting,
- > precise regulation of the radial runout directly on the machine shaft,
- > possibility of changing the tool without removing the holder from the spindle.



DCON WS	DCON MS	BD	OAL	THUB	LSC WS	DBC	THID	INDICATION
60	35	125	84	54	12	100	4 x M8	URR1-35060
80	40	125	90	60	16	100	4 x M8	URR1-40080

HOLDER FOR SAW

Description:

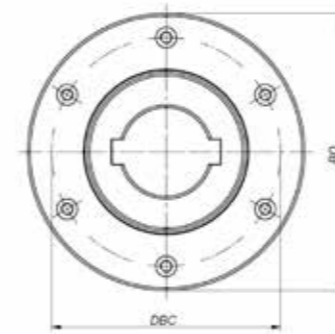
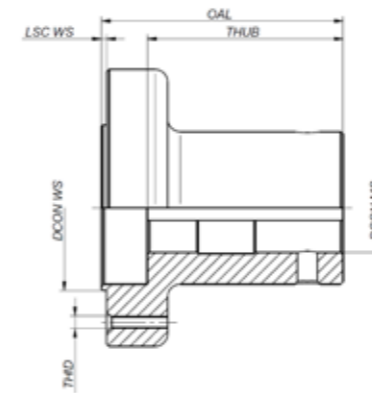
Mounting Flanges - scoring saw blades.

Application:

Mounting the saws on the spindle shaft with a prismatic key.

Information:

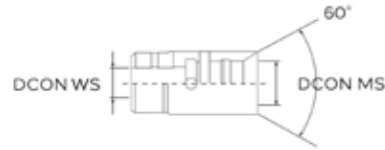
- > simple construction
- > secure mounting
- > possibility of changing the tool without removing the holder from the spindle.



DCON WS	DCON MS	BD	OAL	THUB	LSC WS	DBC	THID	INDICATION
50	30	82	50	30	2,5	72	4xM5	UNP1-3050050
55	30	115	32	16	4	90	6xM5	UNP1-3055032
60	30	90	75,7	52,5	3	75	6xM6	UNP1-3060075
65	30	100	68	50	2	90	6xM5	UNP1-3065068
65	30	109	95	77	2	90	6xM5	UNP1-3065095
65	30	109	99	77	6	90	6xM5	UNP1-3065099
50	35	82	50	30	2,5	72	4xM5	UNP1-3550050
65	35	115	32	16	4	90	4xM5	UNP1-3565032
65	35	109	95	77	2	90	6xM5	UNP1-3565095
80	35	110	49	28	3	100	5xM8	UNP1-3580049
80	40	125	84	54	3	100	4xM6	UNP1-4080084

CLAMPING SYSTEMS AND ACCESSORIES

CLAMPING SYSTEMS AND ACCESSORIES



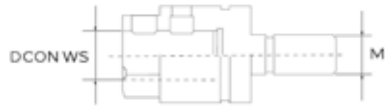
TYPE	DCON WS	DCON MS	INDICATION
B	10	12	UW01-58021012
B	10	14	UW01-58021014

The holder is intended for machines of the following type:
MASTERWOOD I FELDER



TYPE	DCON WS	DCON MS	INDICATION
F	10	20	UW05-58061000

The holder is intended for machines of the following type:
MORBIDELLI



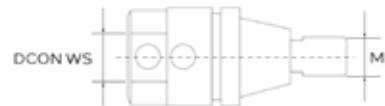
TYPE	DCON WS	DCON MS	INDICATION
C	10	M8	UW02-58021014P UW02-58031008L
C	10	M10	UW02-58031010P UW02-58031010L

The holder is intended for machines of the following type:
BIESSE (older models), **MASTERWOOD** (Zangheri&Boschetti), **MORBIDELLI**, **TORWEGGE**, **VITAP** (new models), **WEKEE**, **NOTTMEYER** (new models)



TYPE	DCON WS	DCON MS	INDICATION
H	10	15	UW06-58051000

The holder is intended for machines of the following type:
WEEKE



TYPE	DCON WS	DCON MS	INDICATION
D	10	M8	UW03-58041008P UW03-58041008L
D	10	M10	UW03-58041010P UW03-58041010L

The holder is intended for machines of the following type:
ALBERTI (older models), **BALESTRINI**, **BILEK**, **BUSELLATO** (older models), **SCHLEICHER**, **VITAP** (older models), **GOMAD**



TYPE	DCON WS	DCON MS	INDICATION
E	10	15	UW04-58051000

The holder is intended for machines of the following type:
BIESSE with quick change of drill bits

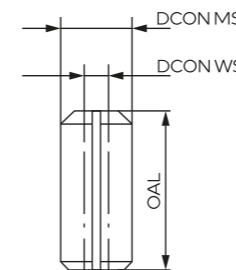
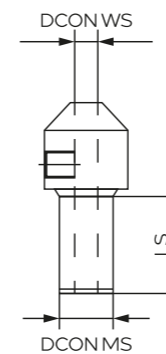
Accessories

> Bushing for a wool-carbide twisted drill

DC	OAL	LS	INDICATION
2	38	23	AUW1-4043001
2,5	38	23	AUW1-4043003
3	38	23	AUW1-4043005
3,5	38	23	AUW1-4043009
4	38	23	AUW1-4043011
5	38	23	AUW1-4043013

> Holder for a wool-carbide twisted drill

DC	OAL	LS	INDICATION
2	23	23	AUW2-4044001
2,5	23	23	AUW2-4044003
3	23	23	AUW2-4044005
3,5	23	23	AUW2-4044009
4	23	23	AUW2-4044011
5	23	23	AUW2-4044013



CLAMPING SYSTEMS AND ACCESSORIES

CLAMPING SYSTEMS AND ACCESSORIES

LIST OF PRODUCTS

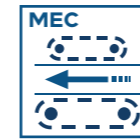
INDICATION	DESCRIPTION	PAGE
PANEL PROCESSING		
GF01	FORMATECHFINISH Hoggers *PRO	10
GF01A	FORMATECHFINISH LITE Hoggers *PRO	12
GF06	MULTIFLOW PRO Hoggers *PRO	14
GF04	SOLUTIONTECH Hoggers	16
GF03	FORMAT ST203 Hoggers	18
GF02	FORMAT ST202 Hoggers	20
NWS2K	Jointing Cutters symmetrical/asymmetrical 45 degrees	22
NWS2KA	Jointing Cutters symmetrical/asymmetrical 45 degrees	24
NWS1	Jointing cutters with an axial angle up to 35 degrees	26
NWS3	Adjustable jointing cutters with an axial angle of 35 degrees	28
NW01	A tool intended for making grooves and rebates	29
NWT1	"Vtech" jointing cutters with an axial angle of 54 degrees *PRO	30
NWT1A	"Vtech" jointing cutters with an axial angle of 54 degrees *PRO	32
NWT3	"Vtech" Adjustable jointing cutters with an axial angle of 54 degrees *PRO	33
NWT2	"Vtech" symetric jointing cutters with an axial angle of 54 degrees *PRO	34
NWV1	"VPL" jointing cutters with an axial angle of 54 degrees *PRO	36
NWV3	"VPS" Adjustable jointing cutters with an axial angle of 54 degrees *PRO	38
NKR1	Edge-rounding cutters HSK25R	39
NKR2	Edge rounding cutters HSK32	40
NKM1	Edge Rounding - Chamfering Cutters Multi	41
NKM2	Edge Rounding - Chamfering Cutters	42
NKF1	Edge chamfering cutter HSK25R	43
NKF2	Edge chamfering cutter HSK32	44
NF01	Cutter for SOFTforming, POSTforming	45
PLANING AND PROFILING		
FNGS1	ENSHIN Kanefusa planer heads with self-clamping and self-positioning system for the knives *PRO	47
FNGS1	ENSHIN HSS planer knives for assembly in the ENSHIN planer heads *PRO	47
FNGS2	Planer heads for replaceable knives	48
FNGS3	Planer heads for replaceable knives with HYDRAULIC clamping on a spindle	49
FNGS4	KANEFUSA ST-1 planer knives	50
FNGS5	18% HSS planer knives	51
FNGS6	Planer heads with carbide insert	52
NR01	Profile cutter	53
NR02	Profile cutter	54
NR03	Profile cutter	55
NR04	Profile cutter	56
ROUTING		
TPB1	High-performance shank cutter for medium and high feeds rates, z2+1 *PRO	60
TPP1	Shank cutter with negative spiral for medium to high feed, z2+2 *PRO	61
TPP2	Shank cutter with negative spiral for medium to high feed, z3+3 *PRO	62
TPP3	Shank cutter with negative spiral for medium to high feed, z4 *PRO	63
TPP4	High-performance shank cutter for high feed rates, z4+1 *PRO	64
TPD1	Shank cutter with DENSIMET body, z3+3.	65
TPN1	Positive spiral shank cutter for medium to high feed, z3+1 *PRO	66
TPN4	Shank cutter with a positive spiral for medium and high feed rates, z2+2 *PRO	67
TPES1	Economical shank cutter with negative spiral for low feed, z1+1	68
TPC1	Shank cutter with negative spiral for low to medium feed, z1+1	69
TPC2	Shank cutter with negative spiral for medium feed, z2+1	70
TPC3	Shank cutter with negative spiral for medium to high feed, z3+1	71

INDICATION	DESCRIPTION	PAGE
TPC4	Shank cutter with negative spiral for high feeds, z4+1	72
TPC5	Shank cutter with negative spiral for medium feeds, z3+1	73
TPK1	Double-sided shank cutter with negative spiral for medium feeds, z2+1	74
TPL1	Shank cutter with positive or zero axial angle for grooving, z2+1	75
TPL2	Shank cutter with negative axial angle for grooving, z2+2	76
TPL3	Shank cutter for planing, z2+2	77
TPL4	Shank cutter for planing	78
TRK1	Spherical shank cutter	80
TRR3	Profile shank cutter *PRO	81
TRR1	Profile shank cutter	82
TRR2	Profile shank cutter	83
TRV1	Profile shank cutter	84
TRS1	Profile shank cutter	85
TRS2	Profile shank cutter	86
DRILLING		
WTY1	Solid carbide through-hole drill bits with shank 10x30 and 10x35	91
WTY2	Through-Hole Bits HW	92
WTY3	Through-hole drill bits with shank 10x20	93
WTY4	Through-hole drill bits with shank 8x20	94
WTY5	Through-hole drill bits with shank 10x20 and 10x27	95
WNY1	Solid carbide dowel drill bits with shank 10x30	96
WNY2	Solid carbide dowel drill bits with shank Ø10x30 and Ø10x35	97
WNY4	Dowel drill bits with shank 10x20	98
WNY5	Dowel Bits HW with a solid carbide cutting edge and steel body	99
WNY6	Dowel drill bits with shank 8x20	100
WNY7	Dowel drill bits with shank 10x20	101
WNY8	Dowel drill bits with shank 10x20	102
WNY9	Dowel drill bits with shank 10x27	103
WPY1	Cylinder boring bits with 2 teeth + 2 spurs and centering point. Shank 10x30	104
WPY4	Non-through pilot hole drills with two carbide cutting edges (Z2+2) and a SPIRAL-2T steel body	105
WPY5	Non-through pilot hole drills with two carbide cutting edges (Z3+3) and a SPIRAL-3T steel body	106
WPD1	Cylinder boring bits with 2 teeth + 2 spurs and centering point. Shank 10x30	107
WSP	Step drill bits solid carbide with shank 10x30 Start Dowel drill bits	108
WSN	Step drill bits solid carbide with shank 10x30 Start Through-hole drill bits	108
WPK05 WPK06	Carbide twisted blind-hole drill with special forehead geometry *PRO	109
SAWING		
PTDK1	Circular sawblades DP. HDIA=8mm	114
PTDK6	Grooving circular saw DP	115
PTDK9	Scoring sawblades DP	116
PTWK1	Sizing circular sawblades HW	117
PTWK2	Sizing circular sawblades HW	118
PTK1	Panel circular sawblades HW	119
PTK2	Sizing circular saw blades HW	120
PTK3	Circular saw blades HW	121
PTG1	Circular sawblades HW	122
PTG3	Circular sawblades HW	123
PTG4	Multi-sawblades HW	124
PTG9	Scoring saw blades and groove-cutting saw cutters with carbide tips	125

INDEKS PRODUKTÓW

INDEKS PRODUKTÓW

INDICATION	DESCRIPTION	PAGE
CLAMPING SYSTEMS AND ACCESSORIES		
UCT1	Shrink-fit chuck	128
UCZ1	Collet chuck with hollow taper shank HSK	129
UCZ2	Collet chuck with steep taper ISO	130
UCA1	Collets, type ER	129, 130
UCA2	Collets, type EOC	129, 130
UCS1	Hydraulic chuck with rotor	131
UCA3	Universal Reducing Bushings	121, 132
UCH1	Hydraulic chuck	132
UCN1	Cutting arbor with hollow taper shank HSK	133
UCT2	Cutting arbor with hollow shank taper HSK 85 WS	134
UCA9	Collet nut	135
UCA9	Ball bearing collet nut	135
UCA9	Wrenches for standard nut	135
UNH1	Hydraulic sleeve with one-sided clamp	136
UNH2	Hydraulic sleeve with double-sided clamp	137
URH1	Hydro Clamping Bushings with hexagonal adapter bottom	138
URH2	Hydro Clamping Bushings with hexagonal adapter bottom	139
URS1	Standard clamping system	140
URF1	Quick-clamping system for hogers	141
URR1	Adjustable clamping system for hogers	142
UNP1	Mounting Flanges - scoring saw blades	143
UW01	Multi spindle drill holders	142
UW02	Multi spindle drill holders	144
UW03	Multi spindle drill holders	144
UW04	Multi spindle drill holders	144
UW05	Multi spindle drill holders	145
UW06	Multi spindle drill holders	145
AUW01	Bushing for a wool-carbide twisted drill	145
AUW02	Holder for a wool-carbide twisted drill	145



> Mechanical feed



> Polycrystalline diamond



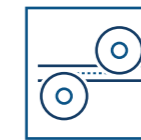
> Tungsten carbide



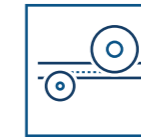
> Tungsten carbide / Coated tungsten carbide



> CNC Machinery



> System operation shredder /shredder



> System operation shredder/undercutter



> Low noise



> Drilling through holes



> Drilling blind holes

ABBREVIATION	DESCRIPTION
APMX	Depth of cut maximum
B	Shank width
BD	Body diameter
CSI	Precision collets type
CW	Cutting width
D	Cutting diameter
D	Shank diameter
DC	Cutting diameter
DBC	Diameter bolt circle
DCB	Connection bore diameter
DCON	Connection diameter
DCON WS	Contact surface diameter (workpiece side)
DCON MS	Contact surface diameter (machine side)
DCX	Cutting diameter maximum
DIAG	Diagram
ER	Precision collets type
EOC	Precision collets type
F	Chamfer

ABBREVIATION	DESCRIPTION
H	Shank height
HDP	Height DP
L	Cutting edge length
LF	Functional length
LU	Usable length (max. recommended)
LS	Shank length
LSC WS	Clamping length
M	Inside diameter thread
PH	Type connection
OAL	Overall length
R	Radius
R/F	Radius/Chamfer
T	Thickness
THID	Thread diameter
THUB	Hub thickness
W	Width
ZEFP	Peripheral effective cutting edge count (ZEFP)

ABOUT US

BRYK

LEAVE A PRECISE MARK

The BRYK company was founded in 2000 by Witold Bryk, it's the company that is based on 100% Polish capital. Thanks to a comprehensive approach to tools development dedicated to the processing of wood, wood-based materials and metal, which consists of the entire process from design, through technology development, to production, we successfully compete with global industry giants. What sets us apart is an innovative approach and creative thinking that makes our solutions unique around the world.

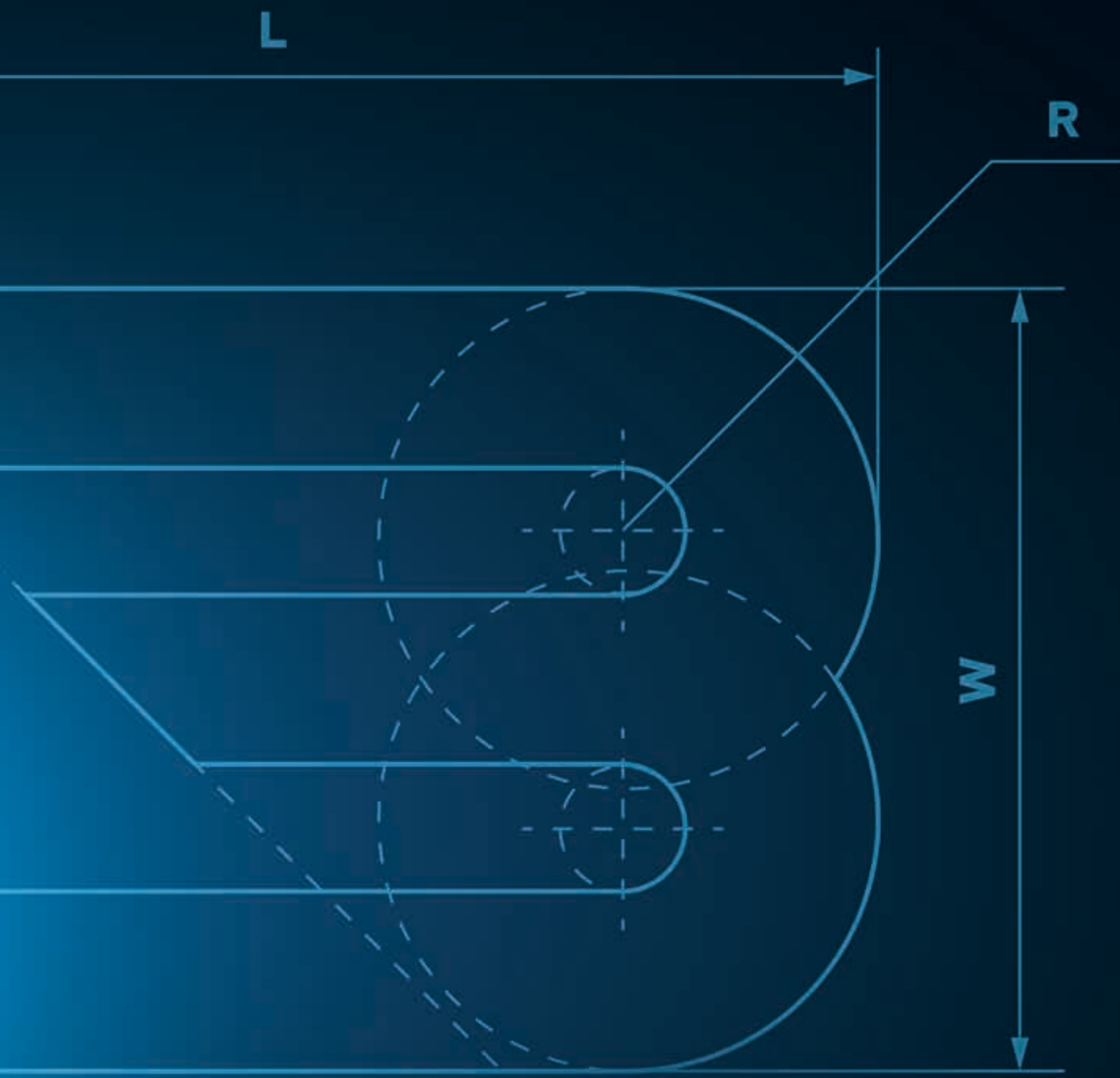
For our clients, we are looking for optimization of production processes, and the tools we create are only a means to achieve this goal. We constantly carry out R&D projects and conduct investments that allow us to gain new markets and new customers.

Our offer


- › Full range of tools (e.g. milling cutters, drills, formater heads, special tools and multifunctional)
- › Restoration and sharpening services
- › Design and construction of customised tools
- › Professional support for designers, programmers and technologists, including service at the customer's production site
- › Customer advisors at your disposal
- › The testing laboratory


! We sell our products both on the Polish market and abroad.





LEAVE A PRECISE MARK

 www.bryk.com.pl

 biuro@bryk.com.pl

 +48 17 225 04 77
+48 17 225 86 75

NIP: PL 517 044 21 07
REGON: 527087266

 36-002 Jasionka 954H